

X2 Frequency Multiplier

KC2-11+

50Ω Output 1000 to 2200 MHz



Maximum Ratings

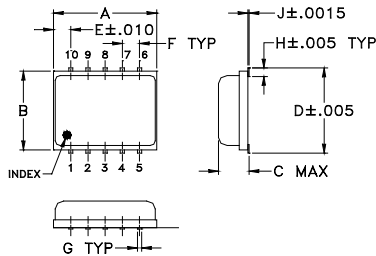
Operating Temperature	-55°C to 100°C
Storage Temperature	-55°C to 100°C
RF Input, 25°C	200mW

Permanent damage may occur if any of these limits are exceeded.

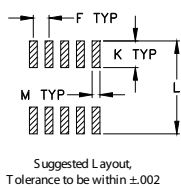
Pin Connections

INPUT	10
OUTPUT	5
50Ω TERMINATE EXT.	3
GROUND	1,2,4,6,7,8,9

Outline Drawing



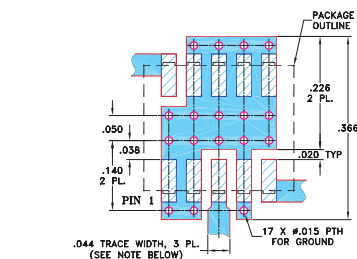
PCB Land Pattern



Outline Dimensions (inch/mm)

A	B	C	D	E	F	G	
.30	.250	.085	.266	.050	.050	.012	
7.62	6.35	2.16	6.76	1.27	1.27	0.30	
H	J	K	L	M		wt	
.029	.004	.085	.296	.030		grams	
0.74	0.10	2.16	7.52	0.76		0.25	

Demo Board MCL P/N: TB-144 Suggested PCB Layout (PL-045)



- NOTES: 1. TRACE WIDTH IS SHOWN FOR ROGERS RO4350B WITH DIELECTRIC THICKNESS .020" ± .0015"; COPPER: 1/2 OZ, EACH SIDE. FOR OTHER MATERIALS TRACE WIDTH MAY NEED TO BE MODIFIED.
2. BOTTOM SIDE OF THE PCB IS CONTINUOUS GROUND PLANE.
3. DENOTES PCB COPPER LAYOUT WITH SMOBC (SOLDER MASK OVER BARE COPPER)
4. DENOTES COPPER LAND PATTERN FREE OF SOLDER MASK

Features

- low conversion loss, 10.5 dB typ.
- LTCC design
- low profile, 0.085"
- low cost

Applications

- synthesizers
- local oscillators

CASE STYLE: DZ885
PRICE: \$5.95 ea. QTY (10-49)

+ RoHS compliant in accordance with EU Directive (2002/95/EC)

The +Suffix has been added in order to identify RoHS Compliance. See our web site for RoHS Compliance methodologies and qualifications.

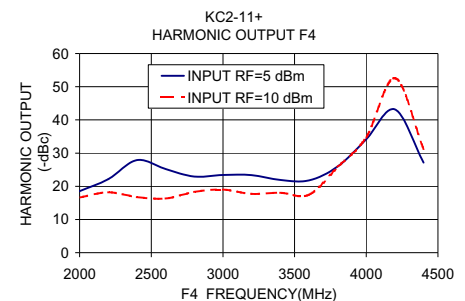
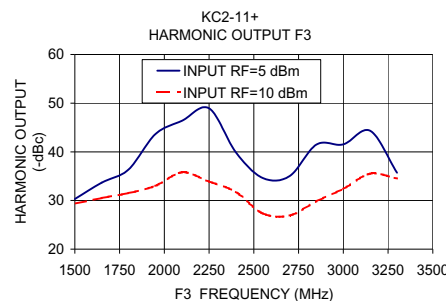
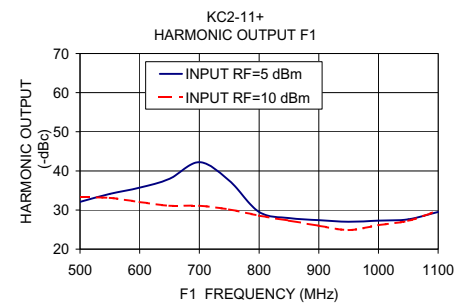
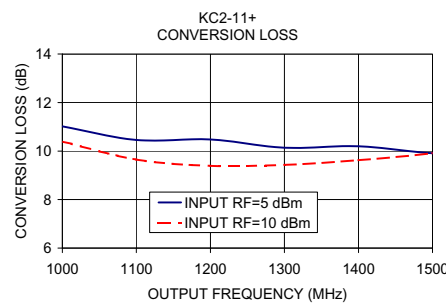
Electrical Specifications

MULTIPLICATION FACTOR	FREQUENCY (MHz)		INPUT POWER (dBm)		CONVERSION LOSS (dB)		*HARMONIC OUTPUT (dBc)					
	F1 Input	F2 Output	Min.	Max.	Typ.	Max.	F1 Typ.	F1 Min.	F3 Typ.	F3 Min.	F4 Typ.	F4 Min.
2	500-1100	1000-2200	5	10	10.5	13.5	27	18	34	20	21	12
	550-750	1100-1500	5	10	10.0	13.5	30	21	34	21	21	12

* Harmonics of input frequency below the power level of F2

Typical Performance Data

Input Frequency (MHz)	INPUT RF= 5 dBm				INPUT RF= 10 dBm			
	Conversion Loss (dB) F2	Harmonic Output Below F2 (-dBc) F1	Harmonic Output Below F2 (-dBc) F3	Harmonic Output Below F2 (-dBc) F4	Conversion Loss (dB) F2	Harmonic Output Below F2 (-dBc) F1	Harmonic Output Below F2 (-dBc) F3	Harmonic Output Below F2 (-dBc) F4
500.00	11.02	32.07	30.29	18.52	10.39	33.22	29.34	16.59
550.00	10.46	34.11	33.67	22.15	9.65	33.10	30.50	18.18
600.00	10.48	35.71	36.35	27.92	9.39	32.02	31.53	16.77
650.00	10.14	37.99	43.65	25.22	9.43	31.11	33.01	16.33
700.00	10.20	42.23	46.39	22.94	9.62	31.08	35.78	18.30
750.00	9.91	37.54	48.95	23.42	9.91	30.15	33.90	19.01
800.00	9.83	29.48	39.88	23.38	10.35	28.56	31.75	17.73
850.00	9.96	27.93	34.61	21.93	11.04	27.29	27.33	18.07
900.00	10.27	27.40	35.02	21.75	11.29	25.98	26.91	17.41
950.00	10.02	26.99	41.50	25.97	10.69	24.88	29.84	25.84
1000.00	10.21	27.27	41.54	34.18	10.38	26.16	32.38	34.74
1050.00	11.02	27.61	44.32	43.17	11.15	27.23	35.50	52.58
1100.00	12.37	29.48	35.70	27.14	12.06	29.84	34.52	31.25



Mini-Circuits®
ISO 9001 ISO 14001 AS 9100 CERTIFIED
332-4661 The Design Engineers Search Engine Provides ACTUAL Data Instantly at minicircuits.com
IF/RF MICROWAVE COMPONENTS

For detailed performance specs & shopping online see web site

P.O. Box 350166, Brooklyn, New York 11235-0003 (718) 934-4500 Fax (718) 332-4661

Notes: 1. Performance and quality attributes and conditions not expressly stated in this specification sheet are intended to be excluded and do not form a part of this specification sheet. 2. Electrical specifications and performance data contained herein are based on Mini-Circuit's applicable established test performance criteria and measurement instructions. 3. The parts covered by this specification sheet are subject to Mini-Circuits standard limited warranty and terms and conditions (collectively, "Standard Terms"); Purchasers of this part are entitled to the rights and benefits contained therein. For a full statement of the Standard Terms and the exclusive rights and remedies thereunder, please visit Mini-Circuits' website at www.minicircuits.com/MCLStore/terms.jsp.

REV. B
M108294
KC2-11+
ED-11593/2
DJ/RS/CP/AM
081230