

Power Splitter/Combiner

JEPS-16-1W-75

16 Way-0° 75Ω 10 to 800 MHz



CASE STYLE: BL372
PRICE: \$139.95 ea. QTY. (1-9)

+ RoHS compliant in accordance with EU Directive (2002/95/EC)

The +Suffix identifies RoHS Compliance. See our web site for RoHS Compliance methodologies and qualifications.

Maximum Ratings

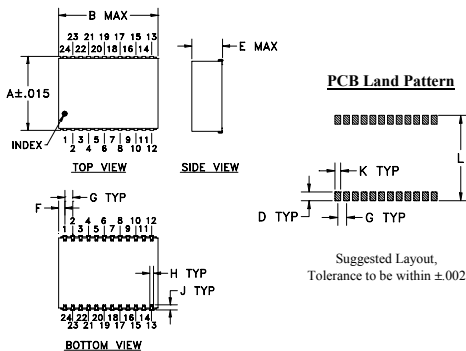
Operating Temperature	-40°C to 85°C
Storage Temperature	-55°C to 100°C
Power Input (as a splitter)	0.5W max.
Internal Dissipation	0.275W max.

Permanent damage may occur if any of these limits are exceeded.

Pin Connections

SUM PORT	18	PORT 9	13
PORT 1	2	PORT 10	14
PORT 2	3	PORT 11	15
PORT 3	4	PORT 12	16
PORT 4	5	PORT 13	20
PORT 5	9	PORT 14	21
PORT 6	10	PORT 15	22
PORT 7	11	PORT 16	23
PORT 8	12	GROUND	1,6,7,8,17,19,24

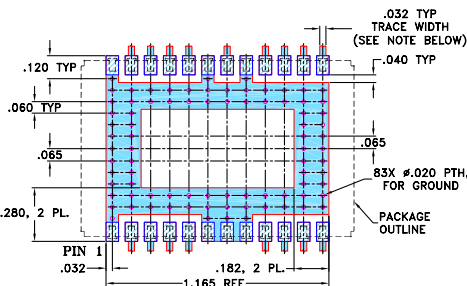
Outline Drawing



Outline Dimensions (inch/mm)

A	B	C	D	E	F
.940	1.426	--	.100	.250	.163
23.88	36.22	--	2.54	6.35	4.14
G	H	J	K	L	wt
.100	.047	.065	.065	.970	grams
2.54	1.19	1.65	1.65	24.64	6.4

Demo Board MCL P/N: TB-220 Suggested PCB Layout (PL-107)



Features

- wideband, 10 to 800 MHz
- good input VSWR, 1.35:1 typ.
- excellent output VSWR, 1.16:1 typ.
- shielded metal case
- solder plated J-leads for good solderability and strain relief
- aqueous washable

Applications

- CATV
- cellular

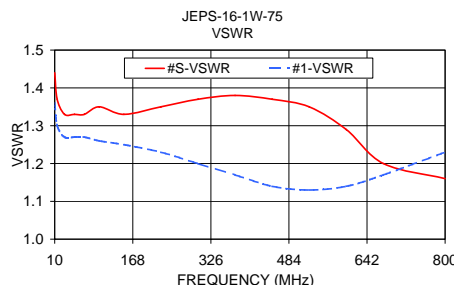
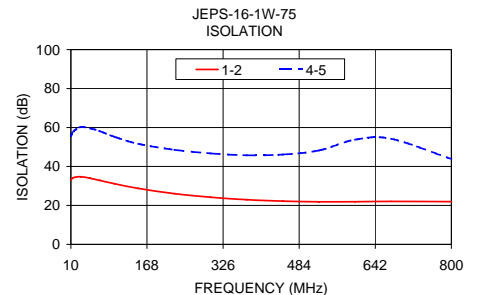
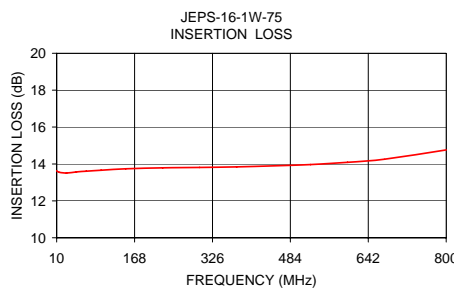
Electrical Specifications

FREQ. RANGE (MHz)	ISOLATION (dB)						INSERTION LOSS (dB) ABOVE 12 dB						PHASE UNBALANCE (Degrees)			AMPLITUDE UNBALANCE (dB)			VSWR (:1)	
	L		M		U		L		M		U		L	M	U	L	M	U	S	OUT
	f _L	f _U	Typ.	Min.	Typ.	Min.	Typ.	Min.	Typ.	Max.	Typ.	Max.	Typ.	Max.	Max.	Max.	Max.	Max.	Typ.	Typ.
10-800	32	20	23	15	20	15	1.6	3.5	1.9	3.5	2.2	4.0	10	15	30	0.8	1.2	2.1	1.4	1.16

L = 10-100 MHz M = 100-400 MHz U = 400-800 MHz

Typical Performance Data

Freq. (MHz)	Insertion Loss (dB)	Amplitude Unbalance (dB)	Isolation (dB)	Phase Unbalance (deg.)	VSWR S	VSWR 1
	s-1		1-2	4-5		
10.00	13.63	0.08	32.93	55.57	1.44	1.36
15.00	13.55	0.08	34.22	57.85	1.37	1.30
30.00	13.51	0.06	34.73	60.25	1.33	1.27
50.00	13.57	0.05	33.92	59.62	1.41	1.33
70.00	13.61	0.07	32.84	58.13	1.33	1.27
100.00	13.66	0.10	31.16	55.29	2.77	1.35
150.00	13.74	0.19	28.73	51.63	3.96	1.33
225.00	13.79	0.41	26.04	48.57	5.29	1.35
300.00	13.81	0.64	24.20	46.71	6.25	1.37
375.00	13.84	0.85	22.95	45.76	7.94	1.38
450.00	13.90	0.95	22.19	46.13	9.85	1.37
525.00	13.97	0.90	21.86	48.25	12.00	1.35
600.00	14.09	0.69	21.88	53.79	14.17	1.29
675.00	14.26	0.60	22.07	54.24	16.42	1.17
800.00	14.76	1.12	21.92	43.86	20.72	1.16



electrical schematic



For detailed performance specs & shopping online see web site

P.O. Box 350166, Brooklyn, New York 11235-0003 (718) 934-4500 Fax (718) 332-4661 The Design Engineers Search Engine Provides ACTUAL Data Instantly at minicircuits.com

Notes: 1. Performance and quality attributes and conditions not expressly stated in this specification sheet are intended to be excluded and do not form a part of this specification sheet. 2. Electrical specifications and performance data contained herein are based on Mini-Circuit's applicable established test performance criteria and measurement instructions. 3. The parts covered by this specification sheet are subject to Mini-Circuit's standard limited warranty and terms and conditions (collectively, "Standard Terms"); Purchasers of this part are entitled to the rights and benefits contained therein. For a full statement of the Standard Terms and the exclusive rights and remedies thereunder, please visit Mini-Circuit's website at www.minicircuits.com/MCLStore/terms.jsp.

REV. B
M102713
ED-6349/1
JEPS-16-1W-75
HY/TD/CP
090827