

# Coaxial Precision Fixed Attenuator

50Ω 1W 7dB DC to 2000 MHz

HAT-7+  
HAT-7



CASE STYLE: FF747

Connectors	Model	Price	Qty.
BNC Male-BNC Female	HAT-7(+)	9.95 ea.	(1-9)

+ RoHS compliant in accordance with EU Directive (2002/95/EC)

The +Suffix identifies RoHS Compliance. See our web site for RoHS Compliance methodologies and qualifications.

## Maximum Ratings

Operating Temperature	-45°C to 100°C
Storage Temperature	-55°C to 100°C

Permanent damage may occur if any of these limits are exceeded.

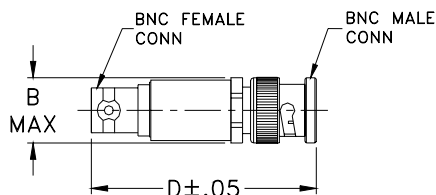
## Features

- excellent VSWR, 1.05:1 typ.
- excellent flatness, 0.15 dB typ. to 2000 MHz
- usable to 4000 MHz

## Applications

- PCS
- instrumentation
- cellular

## Outline Drawing



## Outline Dimensions (inch/mm)

B	D	wt
.62	1.94	grams
15.75	49.28	30.0

## Electrical Specifications

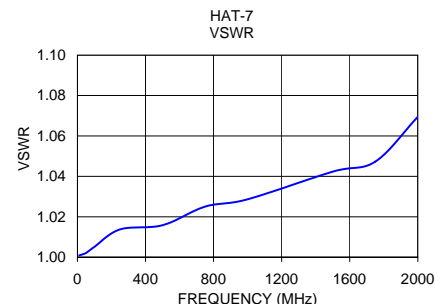
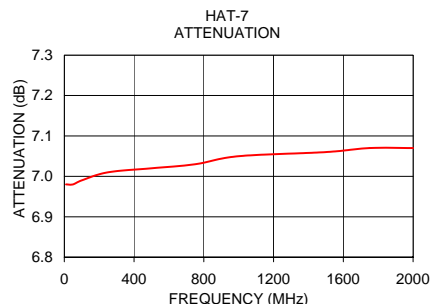
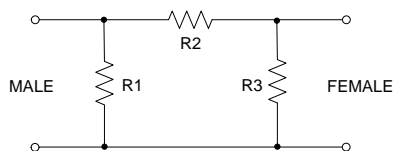
FREQ. RANGE (MHz)	ATTENUATION (dB)					VSWR (:1)			MAX. INPUT POWER (W)
	Flatness*					DC-0.5 GHz	DC-1 GHz	DC-2 GHz	
	DC-0.5 GHz	DC-1 GHz	DC-2 GHz	Total Band Typ.	DC-0.5 GHz				
$f_L$ - $f_U$	Nom.	Typ.	Typ.	Typ.	Typ.	Typ.	Typ.	Typ.	
DC-2000	7±0.2	0.05	0.10	0.15	0.25	1.05	1.10	1.10	1.0

\* Flatness = variation over band divided by 2.

## Typical Performance Data

Frequency (MHz)	Attenuation (dB)	VSWR (:1)
10.00	6.98	1.00
50.00	6.98	1.00
100.00	6.99	1.01
250.00	7.01	1.01
500.00	7.02	1.02
750.00	7.03	1.03
1000.00	7.05	1.03
1500.00	7.06	1.04
1750.00	7.07	1.05
2000.00	7.07	1.07

## Electrical Schematic



**Mini-Circuits**  
ISO 9001 ISO 14001 AS 9100 CERTIFIED

P.O. Box 350166, Brooklyn, New York 11235-0003 (718) 934-4500 Fax (718) 332-4661 The Design Engineers Search Engine Provides ACTUAL Data Instantly at [minicircuits.com](http://minicircuits.com)

IF/RF MICROWAVE COMPONENTS

For detailed performance specs & shopping online see web site

Notes: 1. Performance and quality attributes and conditions not expressly stated in this specification sheet are intended to be excluded and do not form a part of this specification sheet. 2. Electrical specifications and performance data contained herein are based on Mini-Circuit's applicable established test performance criteria and measurement instructions. 3. The parts covered by this specification sheet are subject to Mini-Circuits standard limited warranty and terms and conditions (collectively, "Standard Terms"); Purchasers of this part are entitled to the rights and benefits contained therein. For a full statement of the Standard Terms and the exclusive rights and remedies thereunder, please visit Mini-Circuits' website at [www.minicircuits.com/MCLStore/terms.jsp](http://www.minicircuits.com/MCLStore/terms.jsp).

REV. E  
M98898  
EDR-5087/1-15  
HAT-7  
RVN/LC/CP/AM  
071219