

Coaxial Precision Fixed Attenuator

75Ω 0.5W 20dB DC to 2000 MHz

HAT-20-75+ HAT-20-75



Maximum Ratings

Operating Temperature	-45°C to 100°C
Storage Temperature	-55°C to 100°C

Permanent damage may occur if any of these limits are exceeded.

Features

- excellent VSWR, 1.04:1 typ.
- excellent flatness, 0.05 dB typ. to 2000 MHz
- usable to 4000 MHz
- rugged unibody construction

Applications

- cable tv
- instrumentation
- DS3 signal

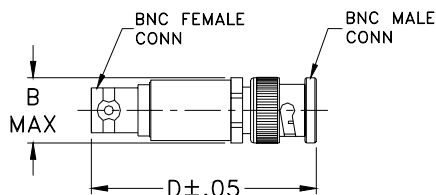
CASE STYLE: FF747

Connectors	Model	Price	Qty.
BNC Male-BNC Female	HAT-20-75(+)	11.95 ea.	(1-9)

+ RoHS compliant in accordance with EU Directive (2002/95/EC)

The +Suffix identifies RoHS Compliance. See our web site for RoHS Compliance methodologies and qualifications.

Outline Drawing



Outline Dimensions (inch/mm)

B	D	wt
.62	1.94	grams
15.75	49.28	30.0

Electrical Specifications

FREQ. RANGE (MHz)	ATTENUATION (dB) Flatness*								VSWR (:1)						MAX. INPUT POWER† (W)
	DC-0.5 GHz		DC-1 GHz		DC-2 GHz		DC-0.5 GHz		DC-1 GHz		DC-2 GHz				
	Typ.	Max.	Typ.	Max.	Typ.	Max.	Typ.	Max.	Typ.	Max.	Typ.	Max.			
DC-2000	20±0.2	0.05	0.15	0.05	0.15	0.05	0.20	1.03	1.2	1.04	1.2	1.1	1.3	0.5	

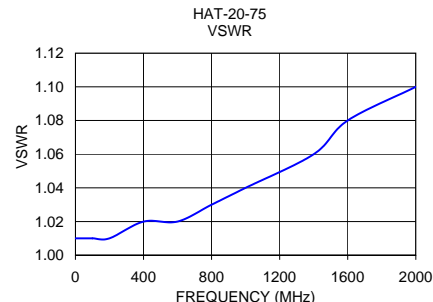
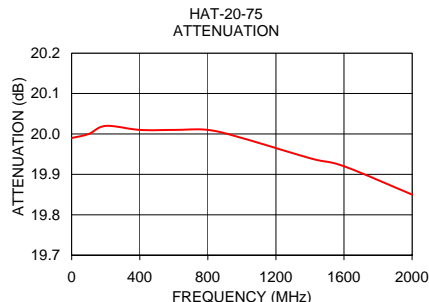
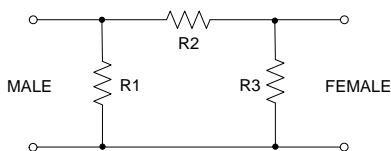
* Flatness = variation over band divided by 2.

† 0.5 Watt at 70°C ambient, derate linearly .015W/°C above 70°C

Typical Performance Data

Frequency (MHz)	Attenuation (dB)	VSWR (:1)
1.00	19.99	1.01
100.00	20.00	1.01
200.00	20.02	1.01
400.00	20.01	1.02
600.00	20.01	1.02
800.00	20.01	1.03
1000.00	19.99	1.04
1400.00	19.94	1.06
1600.00	19.92	1.08
2000.00	19.85	1.10

Electrical Schematic



Mini-Circuits®
ISO 9001 ISO 14001 AS 9100 CERTIFIED

P.O. Box 350166, Brooklyn, New York 11235-0003 (718) 934-4500 Fax (718) 332-4661 The Design Engineers Search Engine Provides ACTUAL Data Instantly at minicircuits.com

IF/RF MICROWAVE COMPONENTS

For detailed performance specs & shopping online see web site

Notes: 1. Performance and quality attributes and conditions not expressly stated in this specification sheet are intended to be excluded and do not form a part of this specification sheet. 2. Electrical specifications and performance data contained herein are based on Mini-Circuit's applicable established test performance criteria and measurement instructions. 3. The parts covered by this specification sheet are subject to Mini-Circuits standard limited warranty and terms and conditions (collectively, "Standard Terms"); Purchasers of this part are entitled to the rights and benefits contained therein. For a full statement of the Standard Terms and the exclusive rights and remedies thereunder, please visit Mini-Circuits' website at www.minicircuits.com/MCLStore/terms.jsp.

REV. E
M98898
EDR-5087/1-15
HAT-20-75
RVN/LC/CP/AM
090813