

Miniature Plastic Fixed Attenuator

50Ω 0.5W 15dB DC to 8000 MHz

GAT-15+



CASE STYLE: FG873
PRICE: \$2.35 ea. QTY (10-49)

+ RoHS compliant in accordance with EU Directive (2002/95/EC)

The +Suffix has been added in order to identify RoHS Compliance. See our web site for RoHS Compliance methodologies and qualifications.

Maximum Ratings

Operating Temperature	-45°C to 85°C
Storage Temperature	-55°C to 100°C

Permanent damage may occur if any of these limits are exceeded.

Pin Connections

INPUT	1
OUTPUT	3
GROUND	2,4

Features

- miniature package MCLP™ 3x3 mm
- specified to 8000 MHz, useable to 10000 MHz
- excellent VSWR, 1:15:1 typ.

Applications

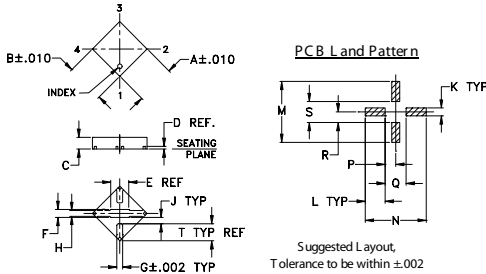
- cellular
- PCS
- communications
- radar
- defense

Electrical Specifications at 25°C

FREQ. RANGE (MHz)	ATTENUATION (dB) Flatness	VSWR (:1)			MAX. INPUT POWER ¹ (W)	
		DC-1 GHz	1-5 GHz	5-8 GHz		
f_L - f_U	Nom.	Typ. Max.	Typ. Max.	Typ.		
DC-8000	15±0.4	0.15	0.3	0.3	1.05 1.2 1.15 1.3 1.35	0.5

1. RF power at 25°C case temperature: ½Watt. Derate linearly to 0.2 Watt at 85°C.
2. Flatness= variation over band divided by 2

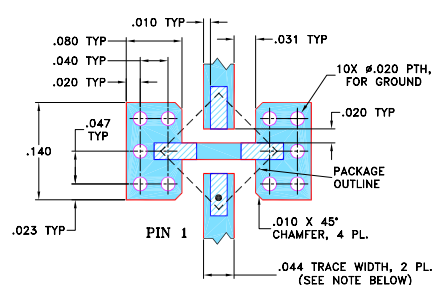
Outline Drawing



Outline Dimensions (inch/mm)

A	B	C	D	E	F	G	H	J	K	L	M	N	P	Q	R	S	T	wt
0.118	0.118	0.035	0.008	0.07	0.024	0.017	0.018	0.021	0.024	0.061	1.55	4.72	0.81	1.63	0.81	1.63	1.27	0.02
3.00	3.00	0.89	0.20	1.78	0.61	0.43	0.46	0.53	0.61	1.55	4.72	21.88	20.57	41.91	20.57	41.91	32.28	0.28

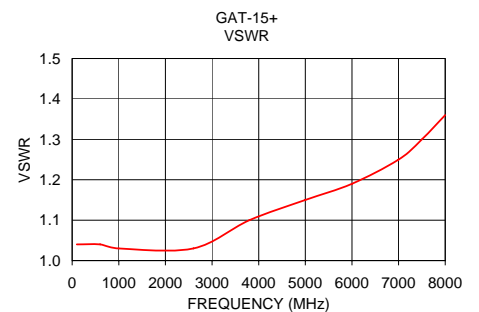
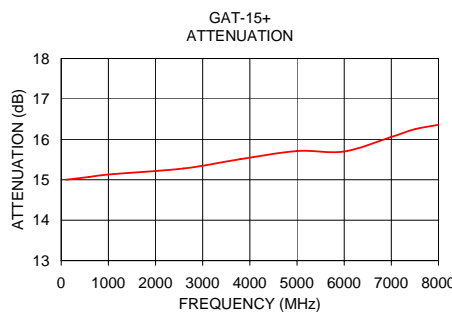
Demo Board MCL P/N: TB-154 Suggested PCB Layout (PL-126)



- NOTES:**
1. TRACE WIDTH IS SHOWN FOR ROGERS RO4350B WITH DIELECTRIC THICKNESS .020" ± .0015"; COPPER: 1/2 OZ. EACH SIDE. FOR OTHER MATERIALS TRACE WIDTH MAY NEED TO BE MODIFIED.
 2. BOTTOM SIDE OF THE PCB IS CONTINUOUS GROUND PLANE.
- DENOTES PCB COPPER LAYOUT WITH SMOBC (SOLDER MASK OVER BARE COPPER)
 - DENOTES COPPER LAND PATTERN FREE OF SOLDER MASK

Typical Performance Data

Frequency (MHz)	Attenuation (dB)	VSWR (:1)
100.00	15.00	1.04
600.00	15.07	1.04
1000.00	15.13	1.03
2600.00	15.28	1.03
3800.00	15.51	1.10
5000.00	15.71	1.15
6000.00	15.70	1.19
7000.00	16.06	1.25
7500.00	16.25	1.30
8000.00	16.36	1.36



Mini-Circuits®
ISO 9001 ISO 14001 AS 9100 CERTIFIED

For detailed performance specs & shopping online see web site

P.O. Box 350166, Brooklyn, New York 11235-0003 (718) 934-4500 Fax (718) 332-4661 The Design Engineers Search Engine Provides ACTUAL Data Instantly at minicircuits.com

IF/RF MICROWAVE COMPONENTS

Notes: 1. Performance and quality attributes and conditions not expressly stated in this specification sheet are intended to be excluded and do not form a part of this specification sheet. 2. Electrical specifications and performance data contained herein are based on Mini-Circuits' applicable established test performance criteria and measurement instructions. 3. The parts covered by this specification sheet are subject to Mini-Circuits standard limited warranty and terms and conditions (collectively, "Standard Terms"); Purchasers of this part are entitled to the rights and benefits contained therein. For a full statement of the Standard Terms and the exclusive rights and remedies thereunder, please visit Mini-Circuits' website at www.minicircuits.com/MCLStore/terms.jsp.

REV. C
M108294
GAT-15+
ED-9658
061226