




Series F892 High-Speed Octave-Band SP2T Switches


[Contact us](#)

[Application Notes](#) [RF Switches](#)


- Low Cost
- S, C and X-U band models
- 10 nsec rise and fall times
- Up to 60 dB isolation
- As low as 1.0 dB insertion loss



F8928



F8924



F8922

THE THREE UNITS
IN THIS SERIES
ARE EQUIPPED WITH
INTEGRATED DRIVERS

SERIES F892

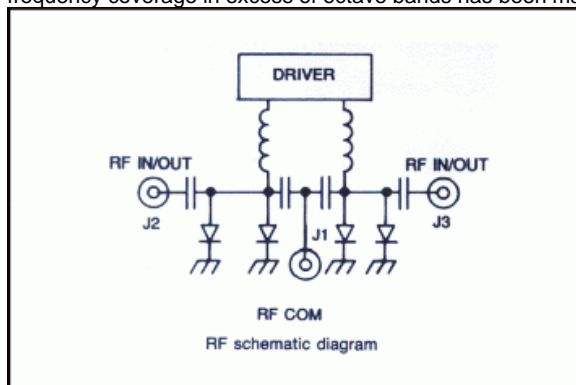
Series F892 high speed switches with integrated drivers are low-cost units that have been engineered to meet the need of microwave system designers for fast switching devices in small packages.

2 To 18 GHz Frequency Range

Frequency coverage from 2 to 18 GHz is provided by the three models in the Series: Model F8922 (2-4 GHz), Model F8924 (4-8 GHz) and Model F8928 (8-18 GHz). Each model is capable of extended bandwidth operation, typically 3:1, with only moderate degradation in performance at the band edges, as shown in the specifications below.

Fast Switching Shunt Design

All models are optimally designed, with respect to their size, for low VSWR and insertion loss. As shown in the schematic below, a pure shunt design is used for the most practical realization of fast switching action. Although the use of a pure shunt mode imposes certain bandwidth limitations, frequency coverage in excess of octave bands has been maintained.



The proper currents required to switch ports ON or OFF are provided by the integrated drivers which are controlled by external logic signals.

PERFORMANCE CHARACTERISTICS

MODEL NO.	FREQUENCY RANGE (GHz)	INSERTION LOSS MAX, (dB)	ISOLATION MIN, (dB)	VSWR MAX, (ON)
F8922*	2-4	1.0	60	1.5
	1.5-4.5	2.0	55	2.0
F8924*	4-8	1.4	50	1.5
	3-9	2.3	45	2.2
F8928	8-18	2.3	45 ⁽¹⁾	2.2
	6-18	2.5	45 ⁽¹⁾	2.5

*Special-order product. Consult factory before ordering.

Switching Characteristics

Rise Time..... 10 nsec max.

ENVIRONMENTAL RATINGS

Operating Temperature

Fall Time..... 10 nsec max.
 ON Time..... 35 nsec max.
 OFF Time..... 30 nsec max.
 Repetition rate..... 10 MHz max.

Power Handling Capability

Without Performance Degradation..... 2W cw or peak ⁽²⁾
 Survival Power..... 2W average, 5W peak (1 µsec max. pulse width)

Control Characteristics

Control Input Impedance..... Schottky TTL, one-unit load. A unit load is 2.0 mA sink current and 50 µA source current.)

Control Logic Logic "0" (-0.3 to +0.8V) for port ON and logic "1" (+2.0 to +5.0V) for port OFF

Power Supply Requirements

(For one port ON)..... +5V ±5%, 65 mA
 -12 to -15V⁽²⁾, 20 mA

Range..... -54°C to +110°C
Non-Operating Temperature Range -65°C to + 125°C
Humidity MIL-STD-202F, Method 103B, Cond. B (96 hrs. at 95%)
Shock MIL-STD-202F, Method 213B, Cond. B (75G, 6 msec)
Vibration MIL-STD-202F, Method 204D, Cond. B (.06" double amplitude or 15G, whichever is less)
Altitude MIL-STD-202F, Method 105C, Cond. B (50,000 ft.)
Temp. Cycling MIL-STD-202F, Method 107D, Cond. A, 5 cycles

AVAILABLE OPTIONS

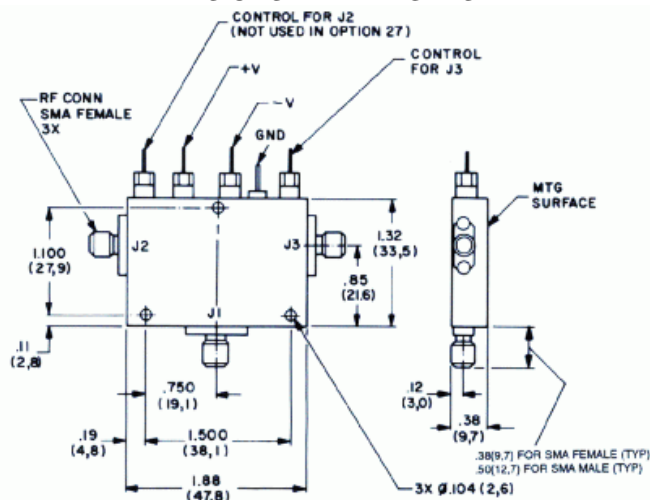
Option No.	Description
3	SMA female control connectors
7	SMA male RF connectors
7A	J1 SMA male; J2 and J3 SMA female
7B	J1 SMA female; J2 and J3 SMA male
9	Inverse control logic; logic "0" for port OFF and logic "1" for port ON
27	Single-port toggle control; logic "0" connects J1 to J2
62	± 15V operation
64	SMC male control connectors
64A	SMB male control connectors
65	± 12V operation

(1) Isolation 40 dB above 16 GHz

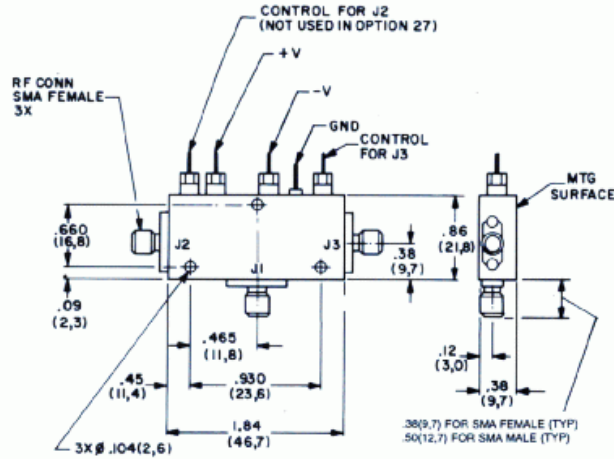
(2) With -15V power supply. Reduces to 1.5W with -12V power supply. Units may be operated at higher input power levels some increase in switching time when -30V power supply is used (consult factory for this option).

DIMENSIONS AND WEIGHTS

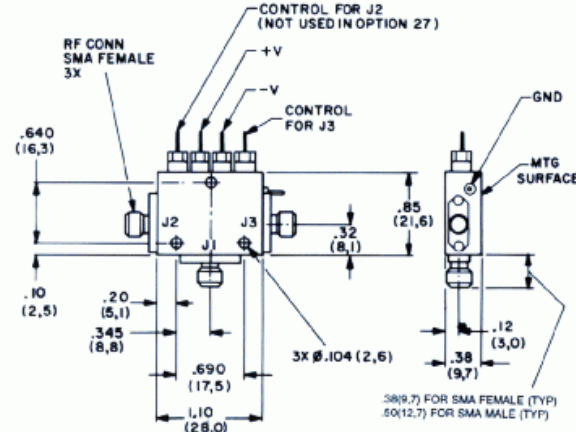
MODEL F8922
 Wt: 1.5 oz. (43 gm) approx.



MODEL F8924
Wt: 1 oz. (28 gm) approx.



MODEL F8928
Wt: 1 oz. (28 gm) approx.



Dimensional Tolerances, unless otherwise indicated: .XX ±.02; .XXX ±.005

Contact us

Herley - General Microwave specializes in developing and producing customized [microwave components](#) and [millimeter wave products](#) for the defense and aerospace industries as well as for non-defense applications such as communication systems. Herley General Microwave produces the industry standard General Microwave line of off-the-shelf catalog RF components. If you are looking for a [solid state power amplifier](#), [microwave synthesizer](#) or other [microwave oscillators](#), microwave receiver, [microwave switches](#), [microwave attenuator](#), microwave limiter, [microwave phase shifter](#), or [microwave IQ vector modulator](#); we can produce components meeting your requirements at a very competitive price. We also produce high quality customized [integrated microwave assemblies](#) such as up and down converters, DLVAs, beam forming networks, front ends, or switched bank filters, that can be used in a wide variety of demanding applications. [Herley General Microwave \(HGM\)](#), a subsidiary of [Herley Industries](#) provides solutions for electronic warfare systems, phased array radar systems, electronic warfare simulators, test equipment and test systems and other defense and non-defense systems. We look forward to working with you, so please [contact us](#) today.