


Frequency Synthesizer

DSN-2620A-119+

50Ω 2000 to 2620 MHz

The Big Deal

- Fractional N synthesizer
- Low phase noise and spurious



CASE STYLE: KL1294

Product Overview

The DSN-2620A-119+ is a Frequency Synthesizer, designed to operate from 2000 to 2620 MHz for Military and Avionics application. The DSN-2620A-119+ is packaged in a metal case (size of 1.250" x 1.000" x 0.232") to shield against unwanted signals and noise.

Key Features

Feature	Advantages
Low phase noise and spurious: <ul style="list-style-type: none">• Phase Noise: -96 dBc/Hz typ. @ 10 kHz offset• Step Size Spurious: -80 dBc typ.• Comparison Spurious: -98 dBc typ.• Reference Spurious: -98 dBc typ.	Low phase noise and spurious improve system EVM (Error Vector Magnitude).
Robust design and construction	To enhance the robustness of DSN-2620A-119+, each internal component is secured to the substrate with chip bonder, thereby eliminating the risk of tombstoning during subsequent solder reflow operations by the customer.



IF/RF MICROWAVE COMPONENTS • ISO 9001 ISO 14001 AS9100 CERTIFIED RoHS compliant
P.O. Box 350166, Brooklyn, New York 11235-0003 (718) 934-4500 Fax (718) 332-4661



The Design Engineers Search Engine finds the model you need, Instantly • For detailed performance specs & shopping online see minicircuits.com

Notes: 1. Performance and quality attributes and conditions not expressly stated in this specification sheet are intended to be excluded and do not form a part of this specification sheet. 2. Electrical specifications and performance data contained herein are based on Mini-Circuit's applicable established test performance criteria and measurement instructions. 3. The parts covered by this specification sheet are subject to Mini-Circuits standard limited warranty and terms and conditions (collectively, "Standard Terms"); Purchasers of this part are entitled to the rights and benefits contained therein. For a full statement of the Standard Terms and the exclusive rights and remedies thereunder, please visit Mini-Circuits' website at www.minicircuits.com/MCLStore/terms.jsp.

Electrical Specifications (over operating temperature -32°C to +75°C)

Parameters	Test Conditions	Min.	Typ.	Max.	Units	
Frequency Range	-	2000	-	2620	MHz	
Step Size	-	-	500	-	KHz	
Comparison Frequency	-	-	10	-	MHz	
Settling Time	Within ± 1 kHz	-	1.3	-	mSec	
Output Power	-	+0.5	+3.2	+5.5	dBm	
SSB Phase Noise	@ 100 Hz offset	-	-76	-	dBc/Hz	
	@ 1 kHz offset	-	-95	-88		
	@ 10 kHz offset	-	-96	-90		
	@ 100 kHz offset	-	-112	-106		
	@ 1 MHz offset	-	-138	-133		
Integrated SSB Phase Noise	@100 Hz to 1MHz	-	-48	-	dBc	
Step Size Spurious Suppression	Step Size 500 kHz	-	-80	-60	dBc	
0.5 Step Size Spurious Suppression	0.5 Step Size 250 KHz	-	-70	-50		
Reference & Comparison Spurious Suppression	Ref. Freq. 10 MHz	-	-98	-77		
Non - Harmonic Spurious Suppression	-	-	-90	-		
Harmonic Suppression	-	-	-33	-23		
VCO Supply Voltage	+8	+7.75	+8.00	+8.25	V	
PLL Supply Voltage	+15	+14.75	+15.00	+15.25		
VCO Supply Current	-	-	67	74	mA	
PLL Supply Current	-	-	22	30		
Reference Input (External)	Frequency	10 (square wave)	-	10	-	MHz
	Amplitude	1	-	1	-	V _{P-P}
	Input impedance	-	-	100	-	KΩ
	Phase Noise @ 1 KHz offset	-	-	-145	-	dBc/Hz
RF Output port Impedance	-	-	50	-	Ω	
Input Logic Level	Input high voltage	-	2.55	-	-	V
	Input low voltage	-	-	-	0.60	V
Digital Lock Detect	Locked	-	2.05	-	2.90	V
	Unlocked	-	-	-	0.40	V
Frequency Synthesizer PLL	-	ADF4153				
PLL Programming	-	3-wire serial 3V CMOS				
Register Map @ 2620 MHz	R0_Register	-	(MSB) 100000110000000000000000 (LSB)			
	R1_Register	-	(MSB) 101000100000001010001 (LSB)			
	R2_Register *	-	(MSB) XYZ0100010 (LSB)			
	R3_Register	-	(MSB) 1111000111 (LSB)			

*** Refer to Charge Pump Settings**

FREQ.LOCK [MHz]	Charge Pump Settings		
	X	Y	Z
1750.0 - 1999.5	0	1	1
2000.0 - 2079.5	1	0	0
2080.0 - 2219.5	1	0	1
2220.0 - 2319.5	1	1	0
1952.0 - 2050.0	1	1	1

Absolute Maximum Ratings

Parameters	Ratings
VCO Supply Voltage	8.5V
PLL Supply Voltage	17.0V
VCO Supply Voltage to PLL Supply Voltage	N.A
Reference Frequency Voltage	0Vmin, +3.45Vmax
Data, Clock, LE Levels	0Vmin, +3.45Vmax
Operating Temperature	-40°C to +85°C
Storage Temperature	-55°C to +100°C

Permanent damage may occur if any of these limits are exceeded



The Design Engineers Search Engine finds the model you need, Instantly • For detailed performance specs & shopping online see minicircuits.com

Notes: 1. Performance and quality attributes and conditions not expressly stated in this specification sheet are intended to be excluded and do not form a part of this specification sheet. 2. Electrical specifications and performance data contained herein are based on Mini-Circuit's applicable established test performance criteria and measurement instructions. 3. The parts covered by this specification sheet are subject to Mini-Circuits standard limited warranty and terms and conditions (collectively, "Standard Terms"); Purchasers of this part are entitled to the rights and benefits contained therein. For a full statement of the Standard Terms and the exclusive rights and remedies thereunder, please visit Mini-Circuits' website at www.minicircuits.com/MCLStore/terms.jsp.

Typical Performance Data

FREQUENCY (MHz)	POWER OUTPUT (dBm)			VCO CURRENT (mA)			PLL CURENT (mA)		
	-37°C	+25°C	+80°C	-37°C	+25°C	+80°C	-37°C	+25°C	+80°C
2000	3.31	3.03	2.41	64.84	67.02	67.98	18.99	20.82	23.19
2046	3.39	3.11	2.48	64.92	67.09	68.04	19.95	21.82	24.21
2112	3.46	3.18	2.54	65.04	67.20	68.15	19.84	21.73	24.12
2178	3.60	3.32	2.66	65.29	67.28	68.22	19.86	21.77	24.17
2244	3.57	3.27	2.60	65.40	67.38	68.33	19.94	21.86	24.26
2310	3.54	3.28	2.59	65.43	67.44	68.38	18.98	20.89	23.28
2376	3.53	3.27	2.57	65.52	67.51	68.47	19.93	21.87	24.28
2442	3.49	3.19	2.49	65.56	67.54	68.50	19.83	21.77	24.18
2508	3.43	3.21	2.50	65.55	67.55	68.51	19.85	21.79	24.21
2574	3.27	3.06	2.35	65.59	67.56	68.53	19.91	21.87	24.28
2620	3.22	2.96	2.25	65.37	67.55	68.54	18.97	20.90	23.30

FREQUENCY (MHz)	HARMONICS (dBc)					
	F2			F3		
	-37°C	+25°C	+80°C	-37°C	+25°C	+80°C
2000	-32.22	-31.04	-27.86	-42.72	-42.48	-43.41
2046	-32.80	-31.28	-28.44	-41.45	-41.34	-41.54
2112	-32.65	-31.21	-28.57	-40.83	-40.70	-41.02
2178	-32.81	-31.76	-29.40	-40.67	-40.31	-39.77
2244	-32.84	-33.15	-31.46	-40.33	-39.40	-40.29
2310	-33.52	-35.84	-33.94	-41.72	-39.89	-39.79
2376	-34.87	-39.13	-36.52	-42.35	-37.89	-39.35
2442	-37.03	-39.39	-37.09	-42.62	-41.08	-44.86
2508	-39.65	-40.59	-38.16	-40.63	-42.87	-43.56
2574	-38.44	-38.90	-37.89	-45.36	-42.53	-44.33
2620	-36.50	-38.30	-37.81	-43.44	-42.45	-44.35



IF/RF MICROWAVE COMPONENTS • ISO 9001 ISO 14001 AS9100 CERTIFIED RoHS compliant
 P.O. Box 350166, Brooklyn, New York 11235-0003 (718) 934-4500 Fax (718) 332-4661



The Design Engineers Search Engine finds the model you need, Instantly • For detailed performance specs & shopping online see



Notes: 1. Performance and quality attributes and conditions not expressly stated in this specification sheet are intended to be excluded and do not form a part of this specification sheet. 2. Electrical specifications and performance data contained herein are based on Mini-Circuit's applicable established test performance criteria and measurement instructions. 3. The parts covered by this specification sheet are subject to Mini-Circuits standard limited warranty and terms and conditions (collectively, "Standard Terms"); Purchasers of this part are entitled to the rights and benefits contained therein. For a full statement of the Standard Terms and the exclusive rights and remedies thereunder, please visit Mini-Circuits' website at www.minicircuits.com/MCLStore/terms.jsp.

FREQUENCY (MHz)	PHASE NOISE (dBc/Hz) @ OFFSETS				
	+25°C				
	100Hz	1kHz	10kHz	100kHz	1MHz
2000	-88.18	-96.79	-97.44	-112.37	-138.57
2046	-87.37	-95.40	-96.31	-112.93	-138.59
2112	-89.31	-94.01	-96.75	-112.68	-138.64
2178	-89.52	-94.65	-96.27	-113.20	-138.82
2244	-85.39	-94.86	-96.64	-112.97	-138.87
2310	-86.45	-96.54	-96.72	-112.59	-138.88
2376	-85.22	-93.39	-96.62	-112.35	-138.52
2442	-83.70	-94.02	-96.13	-112.36	-138.45
2508	-83.15	-94.96	-95.25	-111.70	-137.95
2574	-83.50	-96.51	-94.82	-111.42	-137.62
2620	-85.42	-94.81	-94.77	-111.10	-137.46

FREQUENCY (MHz)	PHASE NOISE (dBc/Hz) @ OFFSETS				
	-37°C				
	100Hz	1kHz	10kHz	100kHz	1MHz
2000	-84.65	-95.63	-97.53	-112.52	-139.25
2046	-83.81	-94.95	-96.62	-113.17	-139.10
2112	-84.57	-94.14	-96.33	-112.88	-139.11
2178	-85.45	-95.55	-96.22	-113.26	-139.29
2244	-84.47	-94.56	-96.61	-112.95	-139.12
2310	-84.40	-94.61	-96.48	-112.91	-139.30
2376	-83.43	-94.59	-96.48	-112.43	-139.04
2442	-83.48	-92.25	-96.17	-112.44	-138.84
2508	-82.58	-93.98	-95.13	-111.64	-138.33
2574	-82.75	-93.19	-94.64	-111.49	-137.93
2620	-84.95	-94.42	-94.56	-111.21	-137.95

FREQUENCY (MHz)	PHASE NOISE (dBc/Hz) @ OFFSETS				
	+80°C				
	100Hz	1kHz	10kHz	100kHz	1MHz
2000	-85.27	-95.91	-96.96	-111.11	-137.67
2046	-84.98	-95.66	-96.25	-111.96	-137.63
2112	-85.73	-97.63	-96.12	-111.59	-137.72
2178	-84.74	-97.10	-95.18	-111.96	-137.83
2244	-83.72	-93.57	-95.79	-111.74	-138.12
2310	-85.92	-95.87	-95.42	-111.46	-137.86
2376	-83.47	-93.86	-96.07	-111.04	-137.51
2442	-85.07	-95.14	-96.05	-110.96	-137.48
2508	-85.58	-92.58	-95.11	-110.21	-136.96
2574	-83.87	-95.57	-94.16	-110.28	-136.58
2620	-83.24	-95.35	-94.57	-110.12	-136.49



IF/RF MICROWAVE COMPONENTS • ISO 9001 ISO 14001 AS9100 CERTIFIED RoHS compliant
 P.O. Box 350166, Brooklyn, New York 11235-0003 (718) 934-4500 Fax (718) 332-4661



The Design Engineers Search Engine finds the model you need, Instantly • For detailed performance specs & shopping online see



Notes: 1. Performance and quality attributes and conditions not expressly stated in this specification sheet are intended to be excluded and do not form a part of this specification sheet. 2. Electrical specifications and performance data contained herein are based on Mini-Circuit's applicable established test performance criteria and measurement instructions. 3. The parts covered by this specification sheet are subject to Mini-Circuits standard limited warranty and terms and conditions (collectively, "Standard Terms"); Purchasers of this part are entitled to the rights and benefits contained therein. For a full statement of the Standard Terms and the exclusive rights and remedies thereunder, please visit Mini-Circuits' website at www.minicircuits.com/MCLStore/terms.jsp.

REFERENCE & COMPARISON SPURIOUS ORDER n	REFERENCE & COMPARISON SPURIOUS @Fcarrier 2000MHz+(n*Freference) (dBc) note 3			REFERENCE & COMPARISON SPURIOUS @Fcarrier 2310MHz+(n*Freference) (dBc) note 3			REFERENCE & COMPARISON SPURIOUS @Fcarrier 2620MHz+(n*Freference) (dBc) note 3		
	-37°C	+25°C	+80°C	-37°C	+25°C	+80°C	-37°C	+25°C	+80°C
-5	-100.26	-98.54	-109.10	-100.47	-101.98	-102.26	-107.32	-117.17	-101.32
-4	-102.01	-99.59	-119.05	-100.23	-102.81	-103.05	-109.17	-122.23	-101.34
-3	-97.44	-104.29	-113.34	-101.70	-100.67	-101.88	-110.52	-115.61	-102.27
-2	-99.79	-105.50	-110.94	-105.47	-100.94	-102.16	-112.32	-109.55	-104.59
-1	-100.27	-103.86	-103.89	-105.47	-97.48	-95.88	-107.21	-105.29	-113.63
0 note 4	-	-	-	-	-	-	-	-	-
+1	-92.92	-98.64	-103.15	-101.67	-103.29	-99.28	-103.99	-104.28	-104.56
+2	-94.90	-98.56	-108.38	-106.04	-101.42	-105.14	-104.62	-101.64	-104.20
+3	-96.44	-100.81	-105.73	-111.11	-102.19	-101.55	-110.33	-104.14	-114.66
+4	-96.10	-100.88	-104.51	-113.14	-101.97	-101.55	-106.68	-103.38	-104.37
+5	-97.15	-100.56	-101.26	-112.32	-103.86	-99.22	-109.21	-101.11	-103.94

Note 1: Reference frequency = Comparison frequency = 10 MHz

Note 2: All spurs are referenced to carrier signal (n=0).

STEP SIZE SPURIOUS ORDER n	0.5 STEP SIZE & STEP SIZE SPURIOUS @Fcarrier 2001.5MHz+(n*Fstep size) (dBc) note 5			0.5 STEP SIZE & STEP SIZE SPURIOUS @Fcarrier 2311.5MHz+(n*Fstep size) (dBc) note 5			0.5 STEP SIZE & STEP SIZE SPURIOUS @Fcarrier 2618.5MHz+(n*Fstep size) (dBc) note 5		
	-37°C	+25°C	+80°C	-37°C	+25°C	+80°C	-37°C	+25°C	+80°C
-5.0	-99.53	-103.44	-100.12	-101.79	-100.77	-100.87	-92.54	-93.51	-93.16
-4.5	-105.92	-103.36	-102.57	-105.06	-101.90	-104.84	-100.49	-99.29	-100.06
-4.0	-94.78	-95.04	-95.21	-94.71	-95.51	-92.97	-93.98	-94.59	-94.42
-3.5	-100.35	-99.98	-100.51	-101.58	-100.78	-100.73	-98.60	-96.84	-96.63
-3.0	-87.35	-89.58	-92.08	-94.62	-106.70	-92.36	-91.27	-90.62	-91.04
-2.5	-87.47	-85.90	-86.09	-86.53	-86.47	-85.69	-89.51	-89.39	-89.15
-2.0	-82.51	-83.19	-83.18	-82.96	-83.85	-83.28	-110.03	-107.74	-108.25
-1.5	-91.47	-90.32	-87.95	-90.37	-89.45	-89.04	-83.84	-83.72	-82.83
-1.0	-88.38	-86.21	-84.14	-88.77	-85.82	-83.11	-76.50	-77.45	-76.78
-0.5	-73.22	-73.55	-72.70	-69.77	-70.34	-68.97	-71.03	-69.00	-66.85
0 note 6	-	-	-	-	-	-	-	-	-
+0.5	-73.32	-73.59	-72.17	-69.88	-70.68	-68.84	-71.41	-68.96	-66.46
+1.0	-88.03	-86.71	-83.96	-89.03	-85.06	-82.54	-76.58	-77.45	-76.46
+1.5	-92.12	-89.38	-88.29	-90.67	-88.87	-88.74	-84.00	-83.85	-82.79
+2.0	-82.70	-83.17	-83.03	-83.15	-83.95	-83.04	-109.58	-108.39	-109.51
+2.5	-87.43	-86.35	-86.05	-86.92	-86.99	-85.61	-89.23	-89.98	-88.50
+3.0	-87.05	-89.49	-93.86	-93.31	-106.87	-91.69	-92.51	-90.27	-92.89
+3.5	-100.94	-99.16	-102.51	-99.39	-99.45	-99.93	-97.10	-96.91	-97.08
+4.0	-95.18	-94.32	-95.45	-94.83	-95.33	-94.82	-93.37	-94.22	-93.57
+4.5	-108.15	-104.91	-101.88	-103.47	-104.62	-102.56	-100.54	-99.97	-100.74
+5.0	-99.74	-106.03	-101.28	-103.18	-102.79	-103.06	-92.67	-93.85	-92.68

Note 3: Step size 500 kHz

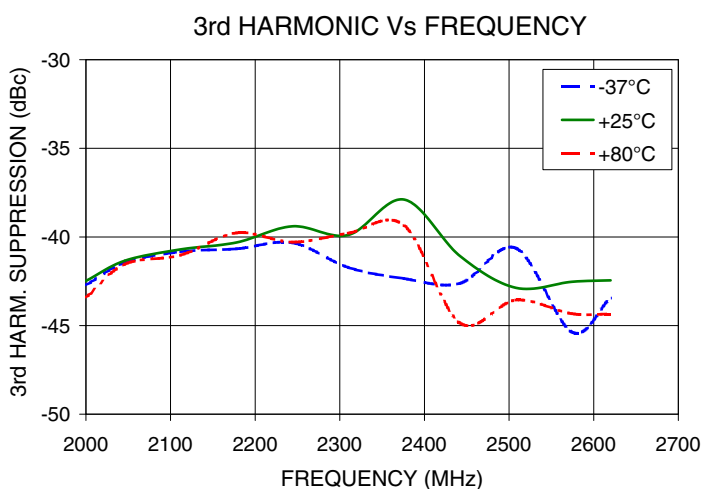
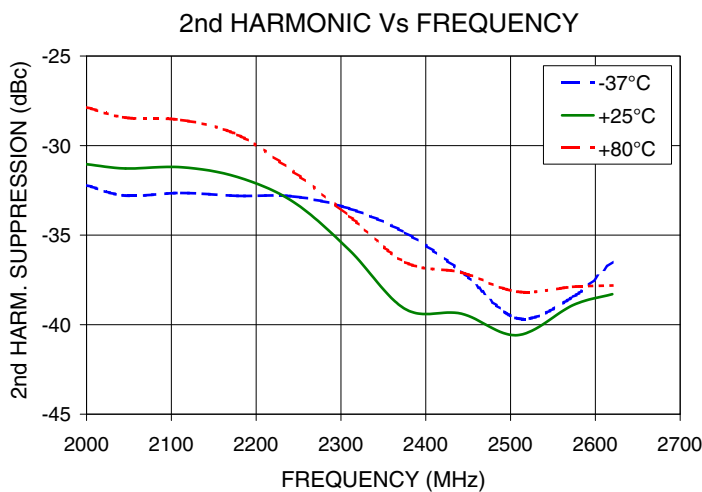
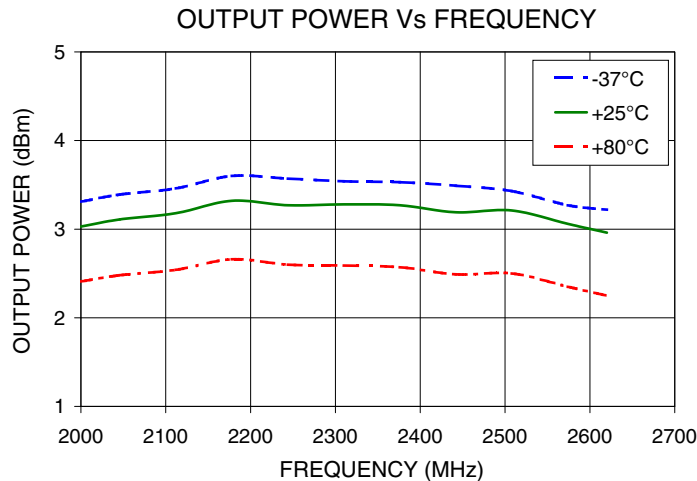
Note 4: All spurs are referenced to carrier signal (n=0).



IF/RF MICROWAVE COMPONENTS • ISO 9001 ISO 14001 AS9100 CERTIFIED RoHS compliant
 P.O. Box 350166, Brooklyn, New York 11235-0003 (718) 934-4500 Fax (718) 332-4661
 The Design Engineers Search Engine finds the model you need, Instantly • For detailed performance specs & shopping online see minicircuits.com

Notes: 1. Performance and quality attributes and conditions not expressly stated in this specification sheet are intended to be excluded and do not form a part of this specification sheet. 2. Electrical specifications and performance data contained herein are based on Mini-Circuit's applicable established test performance criteria and measurement instructions. 3. The parts covered by this specification sheet are subject to Mini-Circuits standard limited warranty and terms and conditions (collectively, "Standard Terms"); Purchasers of this part are entitled to the rights and benefits contained therein. For a full statement of the Standard Terms and the exclusive rights and remedies thereunder, please visit Mini-Circuits' website at www.minicircuits.com/MCLStore/terms.jsp.

Typical Performance Curves



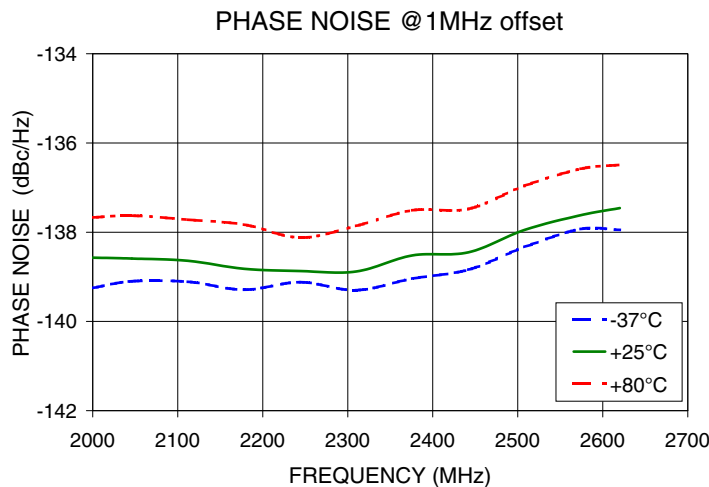
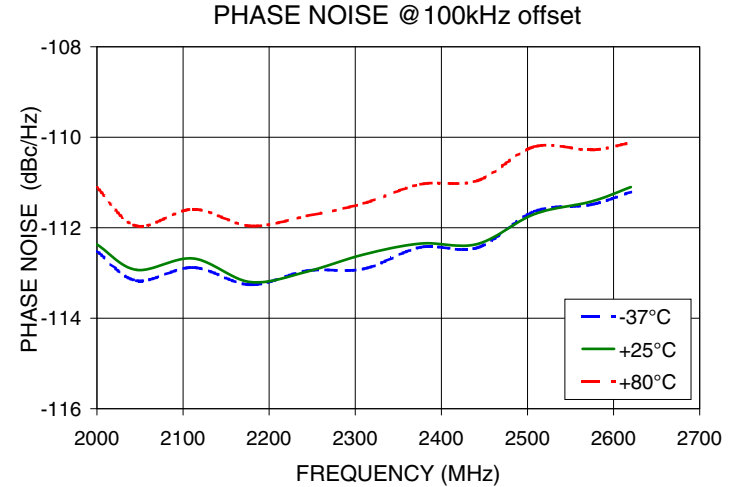
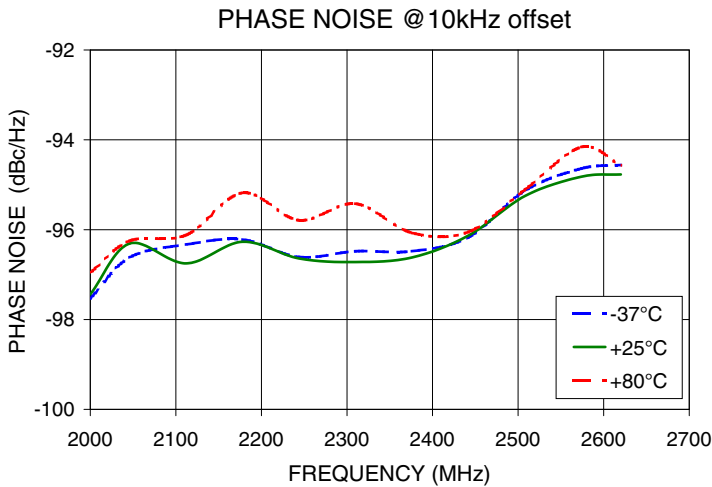
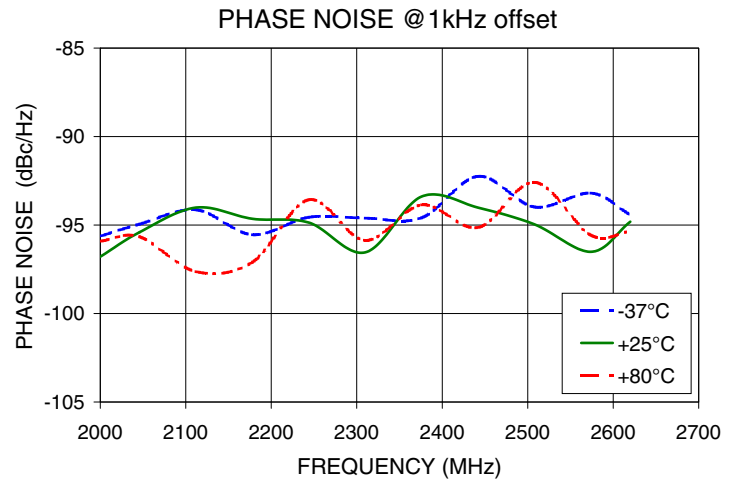
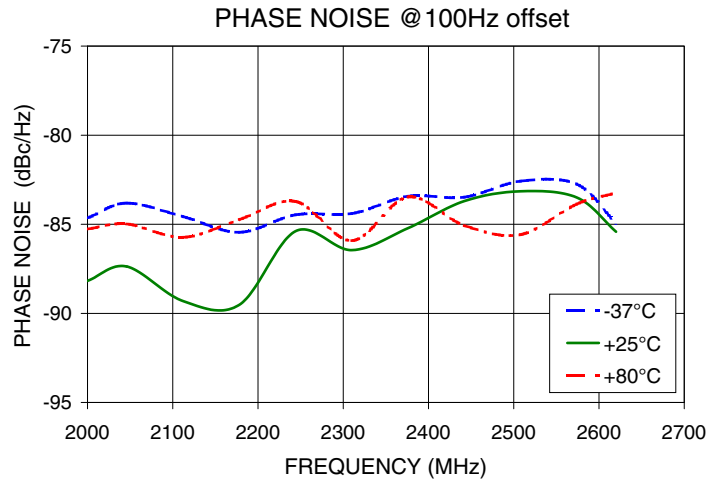
IF/RF MICROWAVE COMPONENTS • ISO 9001 ISO 14001 AS9100 CERTIFIED RoHS compliant
 P.O. Box 350166, Brooklyn, New York 11235-0003 (718) 934-4500 Fax (718) 332-4661



The Design Engineers Search Engine finds the model you need, Instantly • For detailed performance specs & shopping online see



Notes: 1. Performance and quality attributes and conditions not expressly stated in this specification sheet are intended to be excluded and do not form a part of this specification sheet. 2. Electrical specifications and performance data contained herein are based on Mini-Circuit's applicable established test performance criteria and measurement instructions. 3. The parts covered by this specification sheet are subject to Mini-Circuits standard limited warranty and terms and conditions (collectively, "Standard Terms"); Purchasers of this part are entitled to the rights and benefits contained therein. For a full statement of the Standard Terms and the exclusive rights and remedies thereunder, please visit Mini-Circuits' website at www.minicircuits.com/MCLStore/terms.jsp.



IF/RF MICROWAVE COMPONENTS • ISO 9001 ISO 14001 AS9100 CERTIFIED RoHS compliant
 P.O. Box 350166, Brooklyn, New York 11235-0003 (718) 934-4500 Fax (718) 332-4661

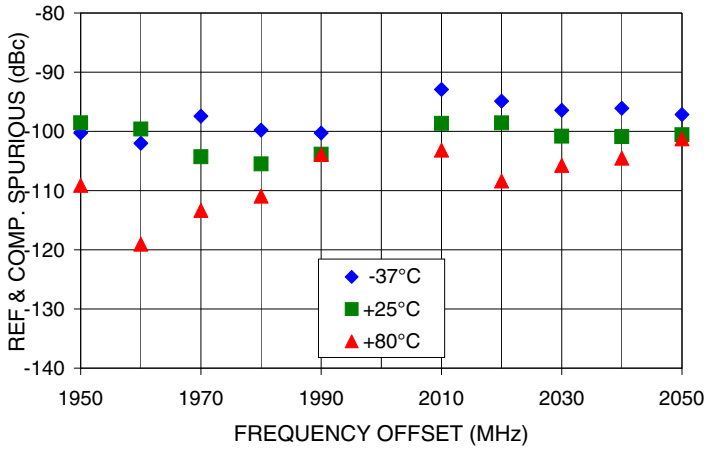


The Design Engineers Search Engine finds the model you need, Instantly • For detailed performance specs & shopping online see

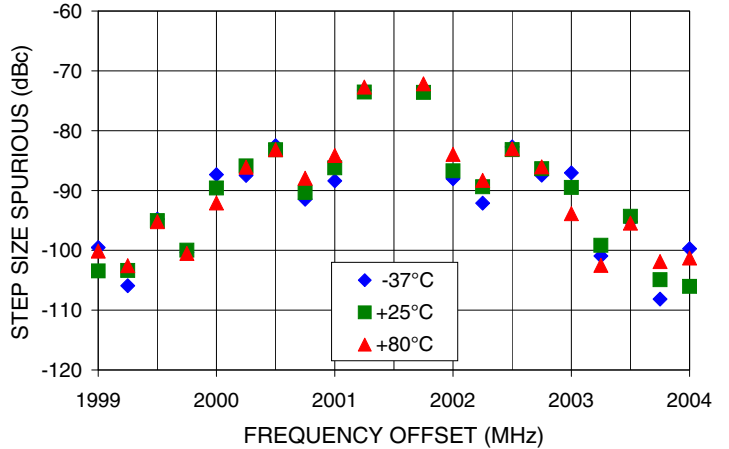


Notes: 1. Performance and quality attributes and conditions not expressly stated in this specification sheet are intended to be excluded and do not form a part of this specification sheet. 2. Electrical specifications and performance data contained herein are based on Mini-Circuit's applicable established test performance criteria and measurement instructions. 3. The parts covered by this specification sheet are subject to Mini-Circuits standard limited warranty and terms and conditions (collectively, "Standard Terms"); Purchasers of this part are entitled to the rights and benefits contained therein. For a full statement of the Standard Terms and the exclusive rights and remedies thereunder, please visit Mini-Circuits' website at www.minicircuits.com/MCLStore/terms.jsp.

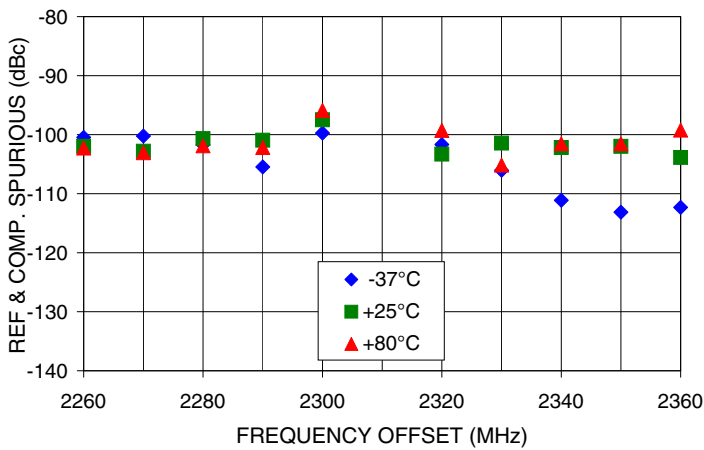
REFERENCE & COMPARISON SPURIOUS
Vs FREQ. OFFSET @ Fcar = 2000MHz



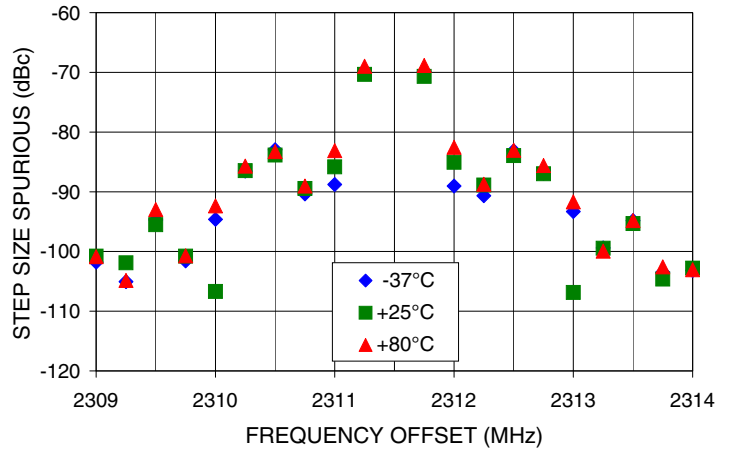
0.5 STEP SIZE & STEP SIZE SPURIOUS
Vs FREQ. OFFSET @ Fcar = 2001.5MHz



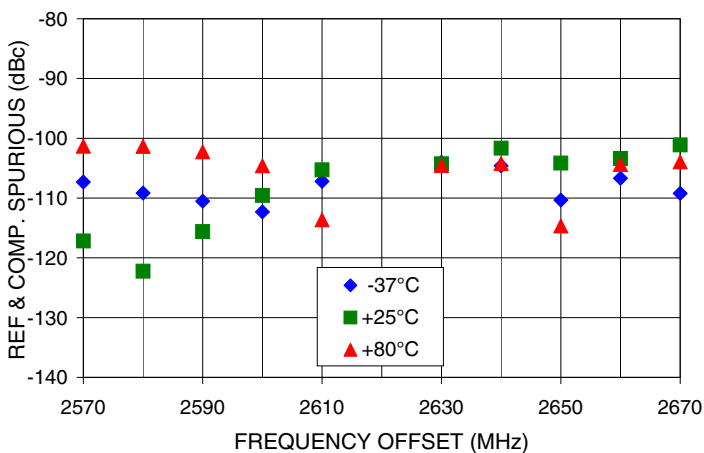
REFERENCE & COMPARISON SPURIOUS
Vs FREQ. OFFSET @ Fcar = 2310MHz



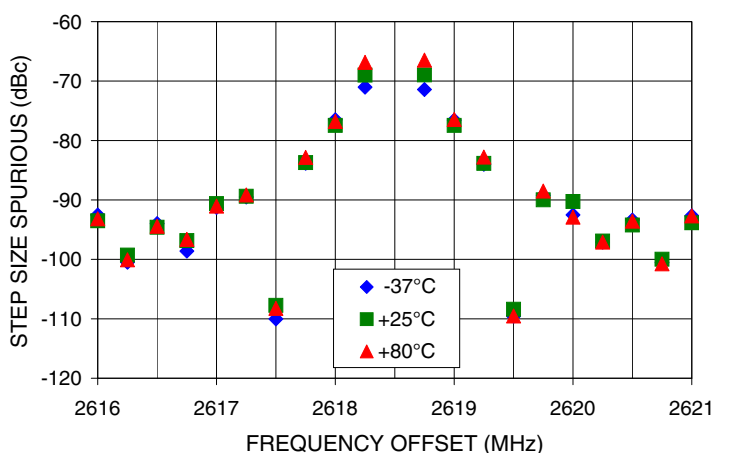
0.5 STEP SIZE & STEP SIZE SPURIOUS
Vs FREQ. OFFSET @ Fcar = 2311.5MHz



REFERENCE & COMPARISON SPURIOUS
Vs FREQ. OFFSET @ Fcar = 2620MHz



0.5 STEP SIZE & STEP SIZE SPURIOUS
Vs FREQ. OFFSET @ Fcar = 2618.5MHz



IF/RF MICROWAVE COMPONENTS • ISO 9001 ISO 14001 AS9100 CERTIFIED RoHS compliant
P.O. Box 350166, Brooklyn, New York 11235-0003 (718) 934-4500 Fax (718) 332-4661

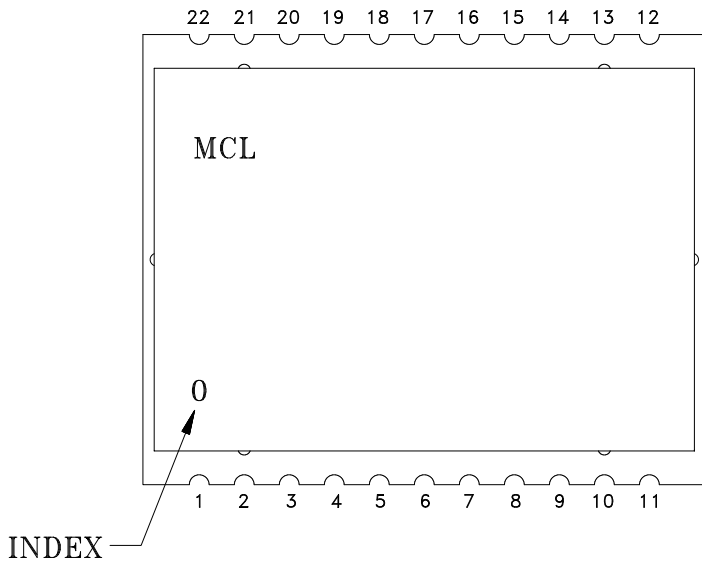


The Design Engineers Search Engine finds the model you need, Instantly • For detailed performance specs & shopping online see



Notes: 1. Performance and quality attributes and conditions not expressly stated in this specification sheet are intended to be excluded and do not form a part of this specification sheet. 2. Electrical specifications and performance data contained herein are based on Mini-Circuit's applicable established test performance criteria and measurement instructions. 3. The parts covered by this specification sheet are subject to Mini-Circuits standard limited warranty and terms and conditions (collectively, "Standard Terms"); Purchasers of this part are entitled to the rights and benefits contained therein. For a full statement of the Standard Terms and the exclusive rights and remedies thereunder, please visit Mini-Circuits' website at www.minicircuits.com/MCLStore/terms.jsp.

Pin Configuration

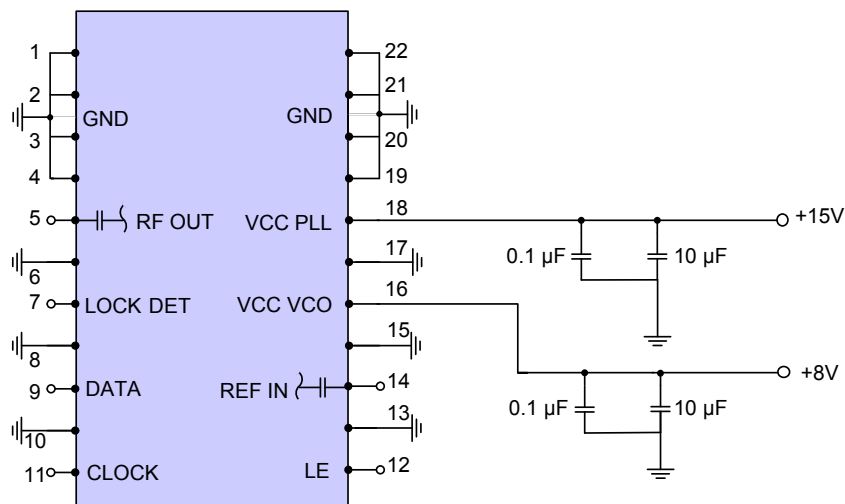


Pin Connection

Pin Number	Function	Pin Number	Function
1	GND	12	LE
2	GND	13	GND
3	GND	14	REF IN
4	GND	15	GND
5	RF OUT	16	VCC VCO
6	GND	17	GND
7	LOCK DET	18	VCC PLL
8	GND	19	GND
9	DATA	20	GND
10	GND	21	GND
11	CLOCK	22	GND

Recommended Application Circuit

Note: REF IN and RF OUT ports are internally AC coupled.



IF/RF MICROWAVE COMPONENTS • ISO 9001 ISO 14001 AS9100 CERTIFIED RoHS compliant
 P.O. Box 350166, Brooklyn, New York 11235-0003 (718) 934-4500 Fax (718) 332-4661

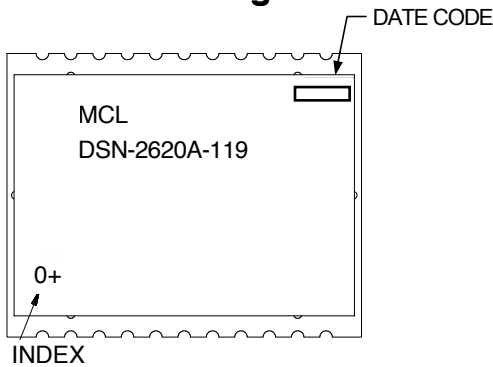


The Design Engineers Search Engine finds the model you need, Instantly • For detailed performance specs & shopping online see



Notes: 1. Performance and quality attributes and conditions not expressly stated in this specification sheet are intended to be excluded and do not form a part of this specification sheet. 2. Electrical specifications and performance data contained herein are based on Mini-Circuit's applicable established test performance criteria and measurement instructions. 3. The parts covered by this specification sheet are subject to Mini-Circuits standard limited warranty and terms and conditions (collectively, "Standard Terms"); Purchasers of this part are entitled to the rights and benefits contained therein. For a full statement of the Standard Terms and the exclusive rights and remedies thereunder, please visit Mini-Circuits' website at www.minicircuits.com/MCLStore/terms.jsp.

Device Marking



Additional Detailed Technical Information

Additional information is available on our web site. To access this information enter the model number on our web site home page.

Case Style: KL1294

Tape & Reel: TR-F97

Suggested Layout for PCB Design: PL-318

Evaluation Board: TB-553+

Environment Ratings: ENV03T2



IF/RF MICROWAVE COMPONENTS • ISO 9001 ISO 14001 AS9100 CERTIFIED RoHS compliant
 P.O. Box 350166, Brooklyn, New York 11235-0003 (718) 934-4500 Fax (718) 332-4661



The Design Engineers Search Engine finds the model you need, Instantly • For detailed performance specs & shopping online see



Notes: 1. Performance and quality attributes and conditions not expressly stated in this specification sheet are intended to be excluded and do not form a part of this specification sheet. 2. Electrical specifications and performance data contained herein are based on Mini-Circuit's applicable established test performance criteria and measurement instructions. 3. The parts covered by this specification sheet are subject to Mini-Circuits standard limited warranty and terms and conditions (collectively, "Standard Terms"); Purchasers of this part are entitled to the rights and benefits contained therein. For a full statement of the Standard Terms and the exclusive rights and remedies thereunder, please visit Mini-Circuits' website at www.minicircuits.com/MCLStore/terms.jsp.