

Coaxial

Precision Fixed Attenuator

BW-S8W2+

50Ω 2W 8dB DC to 18000 MHz



CASE STYLE: FF658

Maximum Ratings

Operating Temperature	-55°C to 100°C
Storage Temperature	-55°C to 100°C**

Features

- DC to 18000 MHz
- precise attenuation
- excellent VSWR, 1.20 typ.
- stainless steel SMA male and female connectors

Connectors	Model	Price	Qty.
SMA Female-SMA Male	BW-S8W2+	29.95 ea.	(1-49)

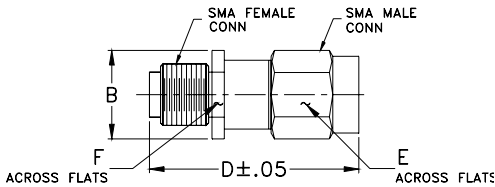
+ RoHS compliant in accordance with EU Directive (2002/95/EC)

The +Suffix has been added in order to identify RoHS Compliance. See our web site for RoHS Compliance methodologies and qualifications.

Applications

- matching
- instrumentation
- test set-ups

Outline Drawing



Outline Dimensions (inch/mm)

B	D	E	F	wt
.36	.85	.312	.312	grams
9.14	21.59	7.92	7.92	4.3

Electrical Specifications

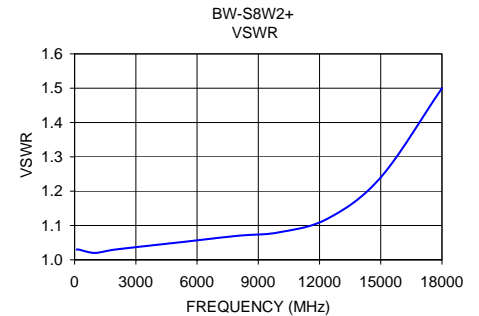
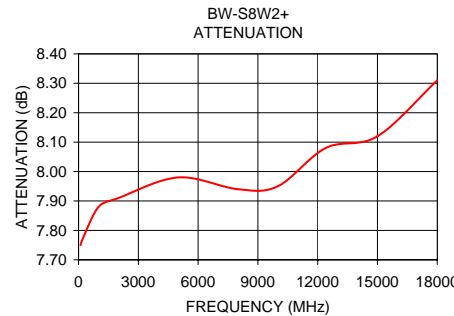
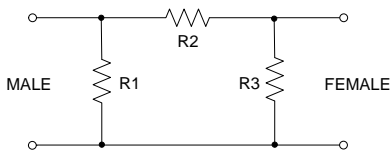
FREQ. RANGE (MHz)	ATTENUATION ¹ (dB)		VSWR ² (:1)			MAX. INPUT POWER ³ (W)
	Nom.	ACCURACY	DC-4 GHz Max.	4-8 GHz Max.	8-12.4 GHz Max.	
$f_L - f_U$						
DC-18000	8	±0.60	1.20	1.25	1.30	2

1. At 25°C, accuracy includes frequency and power variations. Temperature coefficient for attenuation: .0004dB/dB/°C typ.
2. VSWR from 12.4 to 18 GHz, 1.6:1 typ.
3. Average power at 25°C ambient, derate linearly to 0.5W at 100°C. Peak Power 125W max. 5µsec pulse width, 100 Hz PRF

Typical Performance Data

Frequency (MHz)	Attenuation (dB)	VSWR (:1)
100.00	7.75	1.03
199.90	7.77	1.03
1000.00	7.88	1.02
1999.90	7.91	1.03
5000.00	7.98	1.05
7999.90	7.94	1.07
9999.90	7.95	1.08
12400.10	8.08	1.12
15000.00	8.12	1.24
18000.00	8.31	1.50

Electrical Schematic



Mini-Circuits
ISO 9001 ISO 14001 AS 9100 CERTIFIED

For detailed performance specs & shopping online see web site

P.O. Box 350166, Brooklyn, New York 11235-0003 (718) 934-4500 Fax (718) 332-4661 The Design Engineers Search Engine Provides ACTUAL Data Instantly at minicircuits.com

IF/RF MICROWAVE COMPONENTS

Notes: 1. Performance and quality attributes and conditions not expressly stated in this specification sheet are intended to be excluded and do not form a part of this specification sheet. 2. Electrical specifications and performance data contained herein are based on Mini-Circuit's applicable established test performance criteria and measurement instructions. 3. The parts covered by this specification sheet are subject to Mini-Circuits standard limited warranty and terms and conditions (collectively, "Standard Terms"); Purchasers of this part are entitled to the rights and benefits contained therein. For a full statement of the Standard Terms and the exclusive rights and remedies thereunder, please visit Mini-Circuits' website at www.minicircuits.com/MCLStore/terms.jsp.

REV. D
M98898
EE-7120
BW-S8W2
070328
Page 1 of 1