

## Precision Fixed Attenuator

BW-S4W2+

50Ω 2W 4dB DC to 18000 MHz



CASE STYLE: FF658

Connectors	Model	Price	Qty.
SMA Female-SMA Male	BW-S4W2+	29.95 ea.	(1-49)

## Maximum Ratings

Operating Temperature -55°C to 100°C

Storage Temperature -55°C to 100°C\*\*

\*\*With mated connectors. Unmated, 85°C max.

Permanent damage may occur if any of these limits are exceeded.

## Features

- DC to 18000 MHz
- precise attenuation
- excellent VSWR, 1.20 typ.
- stainless steel SMA male and female connectors

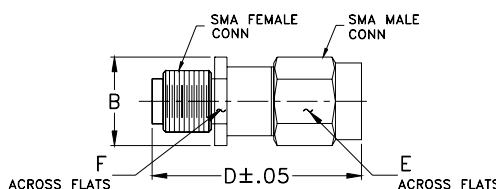
## Applications

- matching
- instrumentation
- test set-ups

+ RoHS compliant in accordance with EU Directive (2002/95/EC)

The +Suffix has been added in order to identify RoHS Compliance. See our web site for RoHS Compliance methodologies and qualifications.

## Outline Drawing



## Outline Dimensions (inch/mm)

B	D	E	F	wt
.36	.85	.312	.312	grams
9.14	21.59	7.92	7.92	4.3

## Electrical Specifications

FREQ. RANGE (MHz)	ATTENUATION <sup>1</sup> (dB)		VSWR <sup>2</sup> (:1)			MAX. INPUT POWER <sup>3</sup> (W)
	Nom.	ACCURACY	DC-4 GHz Max.	4-8 GHz Max.	8-12.4 GHz Max.	
$f_L$ - $f_U$						
DC-18000	4	±0.40	1.20	1.25	1.30	2

1. At 25°C, accuracy includes frequency and power variations. Temperature coefficient for attenuation: .0004dB/dB/°C typ.

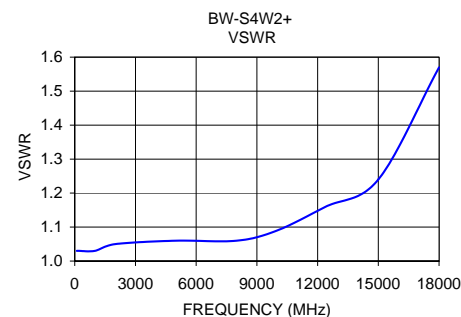
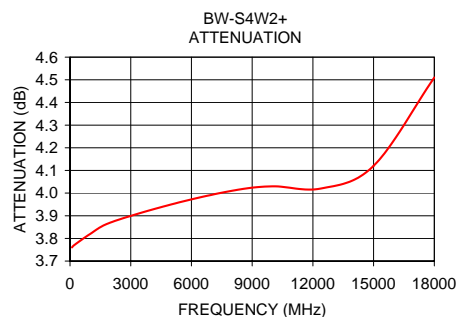
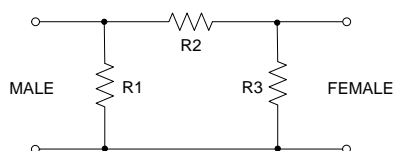
2. VSWR from 12.4 to 18 GHz, 1.6:1 typ.

3. Average power at 25°C ambient, derate linearly to 0.5W at 100°C. Peak Power 125W max. 5µsec pulse width, 100 Hz PRF

## Typical Performance Data

Frequency (MHz)	Attenuation (dB)	VSWR (:1)
100.00	3.76	1.03
199.90	3.77	1.03
1000.00	3.82	1.03
1999.90	3.87	1.05
5000.00	3.95	1.06
7999.90	4.01	1.06
9999.90	4.03	1.09
12400.10	4.02	1.16
15000.00	4.12	1.24
18000.00	4.51	1.57

## Electrical Schematic



**Mini-Circuits**  
ISO 9001 ISO 14001 AS 9100 CERTIFIED

The Design Engineers Search Engine

Provides ACTUAL Data Instantly at [minicircuits.com](http://minicircuits.com)

I/F/R MICROWAVE COMPONENTS

For detailed performance specs &amp; shopping online see web site

P.O. Box 350166, Brooklyn, New York 11235-0003 (718) 934-4500 Fax (718) 332-4661

Notes: 1. Performance and quality attributes and conditions not expressly stated in this specification sheet are intended to be excluded and do not form a part of this specification sheet. 2. Electrical specifications and performance data contained herein are based on Mini-Circuit's applicable established test performance criteria and measurement instructions. 3. The parts covered by this specification sheet are subject to Mini-Circuits standard limited warranty and terms and conditions (collectively, "Standard Terms"); Purchasers of this part are entitled to the rights and benefits contained therein. For a full statement of the Standard Terms and the exclusive rights and remedies thereunder, please visit Mini-Circuits' website at [www.minicircuits.com/MCLStore/terms.jsp](http://www.minicircuits.com/MCLStore/terms.jsp).

REV. D  
M98898  
EE-7120  
BW-S4W2  
070328  
Page 1 of 1