

# Precision Fixed Attenuator

## BW-S20W5+

50Ω 5W 20dB DC to 18000 MHz

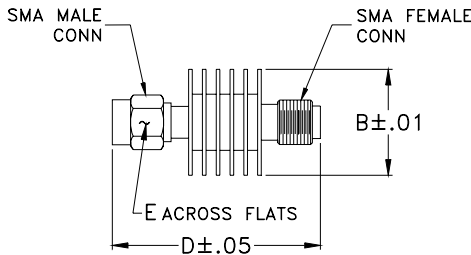
### Maximum Ratings

Operating Temperature -55°C to 100°C

Storage Temperature -55°C to 100°C\*\*

\*\*With mated connectors. Unmated, 85°C max.  
Permanent damage may occur if any of these limits are exceeded.

### Outline Drawing



### Outline Dimensions (inch/mm)

B	D	E	wt
.61	1.20	.312	grams
15.49	30.48	7.92	9.1

### Features

- DC to 18000 MHz
- precise attenuation
- excellent VSWR, 1.20 typ.
- stainless steel SMA male and female connectors

### Applications

- matching
- instrumentation
- test set-ups



CASE STYLE: DC737

Connectors	Model	Price	Qty.
SMA Female-SMA Male	BW-S20W5+	44.95 ea.	(1-49)

+ RoHS compliant in accordance with EU Directive (2002/95/EC)

The +Suffix has been added in order to identify RoHS Compliance. See our web site for RoHS Compliance methodologies and qualifications.

### Electrical Specifications

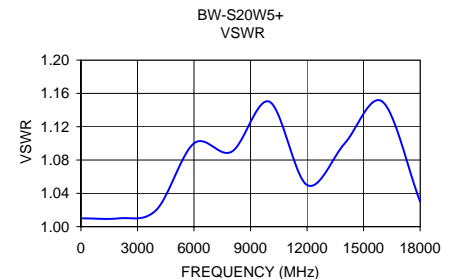
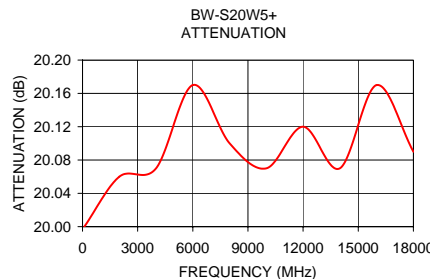
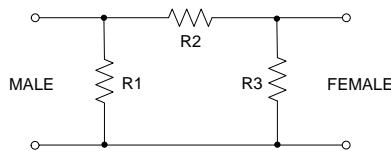
FREQ. RANGE (MHz)	ATTENUATION <sup>1</sup> (dB)		VSWR <sup>2</sup> (:1)			MAX. INPUT POWER <sup>3</sup> (W)
	Nom.	ACCURACY	DC-4 GHz Max.	4-8 GHz Max.	8-12.4 GHz Max.	
$f_L$ - $f_U$						
DC-18000	20	-0.5,+0.8	1.20	1.25	1.30	5

1. At 25°C, accuracy includes frequency and power variations. Temperature coefficient for attenuation: .0004dB/dB/°C typ.
2. VSWR from 12.4 to 18 GHz, 1.6:1 typ.
3. Average power at 25°C ambient, derate linearly to 2W at 100°C. Peak Power 125W max. 5µsec pulse width, 100 Hz PRF.

### Typical Performance Data

Frequency (MHz)	Attenuation (dB)	VSWR (:1)
100	20.00	1.01
2000	20.06	1.01
4000	20.07	1.02
6000	20.17	1.10
8000	20.10	1.09
10000	20.07	1.15
12000	20.12	1.05
14000	20.07	1.10
16000	20.17	1.15
18000	20.09	1.03

### Electrical Schematic



For detailed performance specs & shopping online see web site

P.O. Box 350166, Brooklyn, New York 11235-0003 (718) 934-4500 Fax (718) 332-4661 The Design Engineers Search Engine Provides ACTUAL Data Instantly at [minicircuits.com](http://minicircuits.com)

Notes: 1. Performance and quality attributes and conditions not expressly stated in this specification sheet are intended to be excluded and do not form a part of this specification sheet. 2. Electrical specifications and performance data contained herein are based on Mini-Circuit's applicable established test performance criteria and measurement instructions. 3. The parts covered by this specification sheet are subject to Mini-Circuits standard limited warranty and terms and conditions (collectively, "Standard Terms"); Purchasers of this part are entitled to the rights and benefits contained therein. For a full statement of the Standard Terms and the exclusive rights and remedies thereunder, please visit Mini-Circuits' website at [www.minicircuits.com/MCLStore/terms.jsp](http://www.minicircuits.com/MCLStore/terms.jsp).