

# Precision Fixed Attenuator

## BW-S20-2W263+

50Ω 2W 20dB DC to 26 GHz



### Maximum Ratings

Operating Temperature -55°C to 100°C

Storage Temperature -55°C to 100°C\*\*

\*\*With mated connectors. Unmated, 85°C max.

Permanent damage may occur if any of these limits are exceeded.

### Features

- DC to 26 GHz
- precise attenuation
- excellent VSWR, 1.07 typ
- stainless steel SMA male and female connectors

### Applications

- matching
- instrumentation
- test set-ups

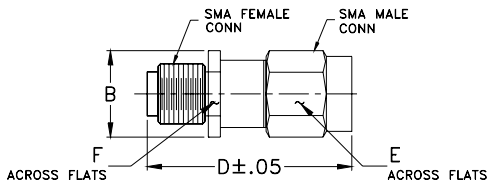
CASE STYLE: FF659

Connectors	Model	Price	Qty.
SMA-Fem SMA-Male	BW-S20-2W263+	\$34.95 ea.	(1-49)

**+RoHS Compliant**

The +Suffix identifies RoHS Compliance. See our web site for RoHS Compliance methodologies and qualifications

### Outline Drawing



### Outline Dimensions (inch/mm)

B	D	E	F	wt
.36	.99	.312	.312	grams
9.14	25.15	7.92	7.92	5.1

### Electrical Specifications at 25°C

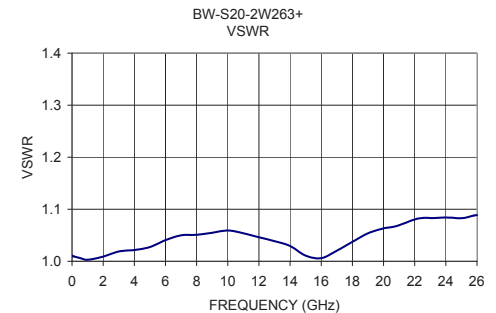
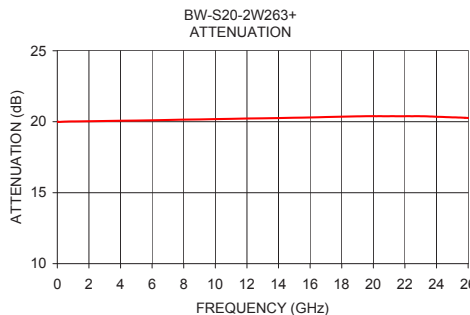
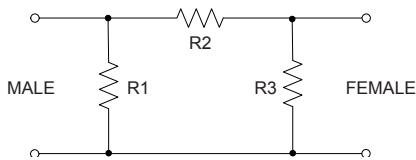
Parameter	Condition (GHz)	Min.	Typ.	Max.	Unit
<b>Frequency Range</b>		DC	—	26	GHz
<b>Attenuation<sup>1</sup></b>	DC - 26	—	20	—	dB
	DC - 12	19.6	—	20.6	
	12 - 18	19.6	—	20.6	
	18 - 26	19.5	—	21.0	
<b>VSWR</b>	DC - 12	—	1.07	1.20	:1
	12 - 18	—	1.07	1.25	
	18 - 26	—	1.12	1.35	
<b>Input Power<sup>2</sup></b>	DC - 26	—	—	2	W

1. At 25°C, accuracy includes frequency and power variations. Temperature coefficient for attenuation: .0004 dB/dB/°C typ.  
 2. Max. power at 25°C ambient, derate linearly to 0.5W at 100°. Peak power 125W max. 5µsec. pulse width, 100Hz PRF

### Typical Performance Data

Frequency (GHz)	Attenuation (dB)	VSWR (:1)
0.01	20.00	1.01
1.0	20.02	1.00
4.0	20.07	1.02
8.0	20.15	1.05
10.0	20.18	1.06
12.0	20.23	1.05
14.0	20.26	1.03
16.0	20.30	1.01
18.0	20.35	1.04
20.0	20.39	1.06
26.0	20.27	1.09

### Electrical Schematic



### Notes

- Performance and quality attributes and conditions not expressly stated in this specification document are intended to be excluded and do not form a part of this specification document.
- Electrical specifications and performance data contained in this specification document are based on Mini-Circuit's applicable established test performance criteria and measurement instructions.
- The parts covered by this specification document are subject to Mini-Circuits standard limited warranty and terms and conditions (collectively, "Standard Terms"); Purchasers of this part are entitled to the rights and benefits contained therein. For a full statement of the Standard Terms and the exclusive rights and remedies thereunder, please visit Mini-Circuits' website at [www.minicircuits.com/MCLStore/terms.jsp](http://www.minicircuits.com/MCLStore/terms.jsp)

