

Surface Mount Power Splitter/Combiner

BP4U1+

4 Way-0° 50Ω

1850 to 3000 MHz



CASE STYLE: XX211
PRICE: \$1.49 ea. QTY (25)

+ RoHS compliant in accordance with EU Directive (2002/95/EC)

The +Suffix has been added in order to identify RoHS Compliance. See our web site for RoHS Compliance methodologies and qualifications.

Maximum Ratings

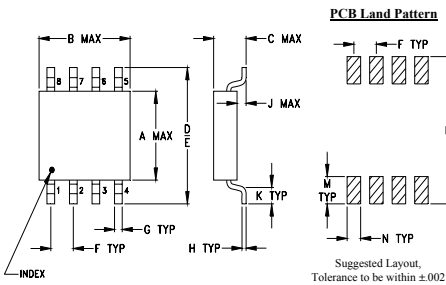
Operating Temperature	-40°C to 85°C
Storage Temperature	-65°C to 150°C
Power Input (as a splitter)	1.5W max.
Internal Dissipation	0.375W max.

Permanent damage may occur if any of these limits are exceeded.

Pin Connections

SUM PORT	2
PORT 1	1
PORT 2	8
PORT 3	5
PORT 4	4
GROUND EXTERNAL	3,6,7

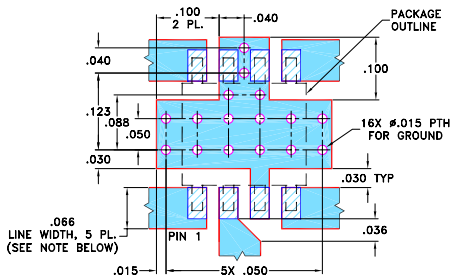
Outline Drawing



Outline Dimensions (inch/mm)

A	B	C	D	E	F	G
.163	.210	.077	.250	.220	.050	.017
4.14	5.33	1.96	6.35	5.59	1.27	0.43
H	J	K	M	N	P	wt
.009	.025	.030	.050	.030	.270	grams
0.23	0.64	0.76	1.27	0.76	6.86	0.10

Demo Board MCL P/N: TB-231 Suggested PCB Layout (PL-113)



Features

- wide bandwidth, 1850-3000 MHz
- excellent output VSWR, 1.2:1 typ.
- excellent power handling, 1.5W
- aqueous washable

Applications

- blue tooth
- IEEE 802.11b, g

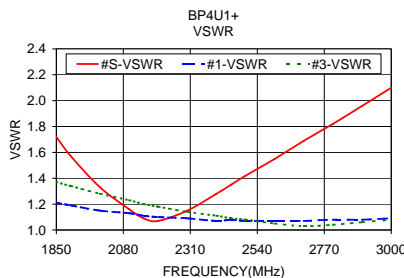
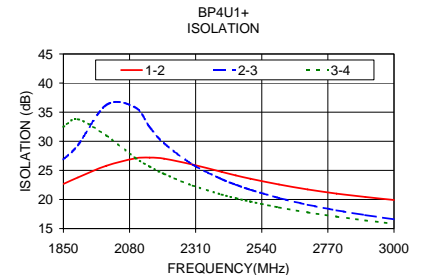
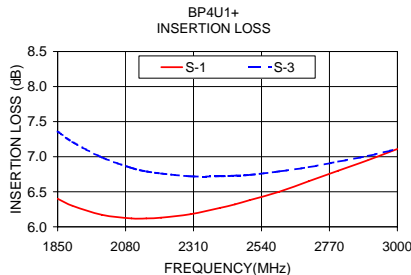
Electrical Specifications

FREQ. RANGE (MHz)	ISOLATION (dB)		INSERTION LOSS (dB) ABOVE 6 dB		PHASE UNBALANCE (Degrees)	AMPLITUDE UNBALANCE (dB)	VSWR (:1) Typ.	
	Typ.	Min.	Typ.	Max.			Port S	Ports 1,2,3,4
f_L - f_U					Max.	Max.	1.5	1.2
1850-3000	23	15*	0.7	1.7	28	1.3		

*13 dB above 2600 MHz

Typical Performance Data

Freq. (MHz)	Insertion Loss (dB)				Amp. Unbal. (dB)	Isolation (dB)			Phase Unbal. (deg.)	VSWR S	VSWR 1	VSWR 2	VSWR 3	VSWR 4
	S-1	S-2	S-3	S-4		1-2	2-3	3-4						
1850.00	6.40	7.28	7.36	7.25	0.96	22.67	26.87	32.49	3.18	1.72	1.21	1.37	1.37	1.43
1900.00	6.30	7.13	7.21	7.12	0.91	23.77	29.31	33.79	4.19	1.57	1.19	1.35	1.34	1.40
2000.00	6.17	6.92	6.99	6.93	0.82	25.80	36.26	30.96	6.17	1.33	1.15	1.29	1.28	1.34
2100.00	6.12	6.78	6.84	6.82	0.72	27.06	35.82	27.14	8.09	1.16	1.13	1.24	1.23	1.30
2150.00	6.12	6.73	6.79	6.79	0.68	27.19	32.42	25.65	9.00	1.09	1.11	1.22	1.20	1.28
2200.00	6.13	6.70	6.76	6.77	0.64	27.02	29.67	24.40	9.88	1.07	1.10	1.20	1.18	1.26
2300.00	6.18	6.67	6.72	6.76	0.58	26.00	26.00	22.39	11.73	1.15	1.09	1.16	1.14	1.23
2400.00	6.27	6.67	6.72	6.79	0.53	24.75	23.51	20.86	13.53	1.28	1.07	1.13	1.11	1.20
2450.00	6.32	6.69	6.73	6.82	0.50	24.13	22.54	20.22	14.49	1.35	1.08	1.11	1.09	1.19
2500.00	6.38	6.70	6.74	6.85	0.47	23.57	21.69	19.64	15.39	1.42	1.07	1.10	1.08	1.17
2600.00	6.50	6.75	6.79	6.93	0.42	22.58	20.26	18.63	17.09	1.55	1.07	1.08	1.05	1.15
2700.00	6.65	6.82	6.85	7.02	0.37	21.72	19.10	17.78	18.77	1.69	1.07	1.06	1.03	1.12
2800.00	6.80	6.89	6.93	7.12	0.33	21.01	18.14	17.05	20.44	1.82	1.08	1.06	1.04	1.11
2900.00	6.95	6.97	7.01	7.22	0.28	20.43	17.32	16.40	22.00	1.96	1.08	1.07	1.06	1.09
3000.00	7.11	7.07	7.11	7.35	0.28	19.91	16.58	15.83	23.61	2.10	1.09	1.09	1.08	1.07



electrical schematic



ESD Rating

Human Body Model (HBM): Class 1A (250 v to <500 v) in accordance with ANSI/ESD STM 5.1 - 2001
Machine Model (MM): Class M1 (< 100 v) in accordance with ANSI/ESD STM 5.2 - 1999 (pass 50V)

Mini-Circuits®
ISO 9001 ISO 14001 AS 9100 CERTIFIED

For detailed performance specs & shopping online see web site

P.O. Box 350166, Brooklyn, New York 11235-0003 (718) 934-4500 Fax (718) 332-4661 The Design Engineers Search Engine Provides ACTUAL Data Instantly at minicircuits.com

Notes: 1. Performance and quality attributes and conditions not expressly stated in this specification sheet are intended to be excluded and do not form a part of this specification sheet. 2. Electrical specifications and performance data contained herein are based on Mini-Circuit's applicable established test performance criteria and measurement instructions. 3. The parts covered by this specification sheet are subject to Mini-Circuits standard limited warranty and terms and conditions (collectively, "Standard Terms"); Purchasers of this part are entitled to the rights and benefits contained therein. For a full statement of the Standard Terms and the exclusive rights and remedies thereunder, please visit Mini-Circuits' website at www.minicircuits.com/MCLStore/terms.jsp.

REV. OR
M106150
ED-12348C/9+
BP4U1+
RS/LC/CP/AM
090827