

Surface Mount

Power Splitter/Combiner

BP2G1+

2 Way-0° 50Ω 1200 to 2000 MHz



Maximum Ratings

Operating Temperature	-40°C to 85°C
Storage Temperature	-65°C to 150°C
Power Input (as a splitter)	1.5W max.
Internal Dissipation	0.75W max.

Permanent damage may occur if any of these limits are exceeded.

Pin Connections

SUM PORT	2
PORT 1	8
PORT 2	5
GROUND	1,3,4,6,7

Features

- wide bandwidth, 1200-2000 MHz
- low insertion loss, 0.6 dB typ.
- high isolation, 21 dB typ.
- good input and output VSWR, 1.3:1 typ.
- excellent power handling, 1.5W
- excellent repeatability
- low profile
- aqueous washable

Applications

- GPS
- WCDMA
- PCS
- DCS

CASE STYLE: XX211
PRICE: \$0.96 ea. QTY. (25)

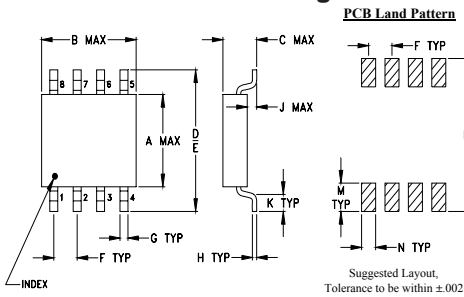
+ RoHS compliant in accordance with EU Directive (2002/95/EC)

The +Suffix has been added in order to identify RoHS Compliance. See our web site for RoHS Compliance methodologies and qualifications.

Electrical Specifications

FREQ. RANGE (MHz)	ISOLATION (dB)		INSERTION LOSS (dB) ABOVE 3.0 dB		PHASE UNBALANCE (Degrees)	AMPLITUDE UNBALANCE (dB)	VSWR (:1)	
	Typ.	Min.	Typ.	Max.			S-Port Typ.	Output-Ports Typ.
1200-2000	21	10	0.6	1.3	3.0	0.3	1.3	1.3

Outline Drawing



Outline Dimensions (inch/mm)

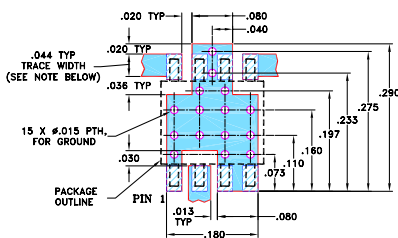
A	B	C	D	E	F	G
.163	.210	.077	.250	.220	.050	.017
4.14	5.33	1.96	6.35	5.59	1.27	0.43

H	J	K	M	N	P	wt
.009	.025	.030	.050	.030	.270	grams
0.23	0.64	0.76	1.27	0.76	6.86	0.10

Typical Performance Data at 25°C

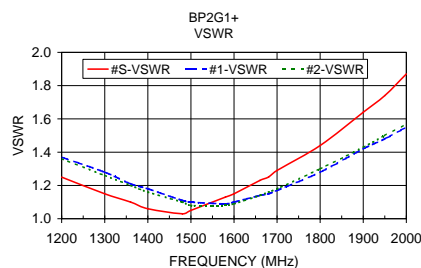
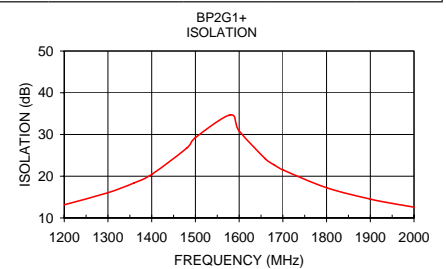
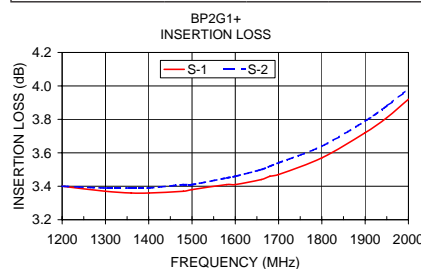
Frequency (MHz)	Insertion Loss (dB)		Amplitude Unbalance (dB)	Isolation (dB)	Phase Unbalance (deg.)	VSWR S	VSWR 1	VSWR 2
	S-1	S-2						
1200.00	3.40	3.40	0.01	13.15	0.13	1.25	1.37	1.36
1300.00	3.37	3.39	0.02	16.05	0.10	1.15	1.28	1.26
1360.00	3.36	3.39	0.03	18.41	0.11	1.10	1.21	1.20
1400.00	3.36	3.39	0.03	20.43	0.11	1.06	1.18	1.16
1480.00	3.37	3.41	0.04	26.71	0.10	1.03	1.11	1.10
1500.00	3.38	3.41	0.04	29.25	0.10	1.05	1.10	1.08
1580.00	3.41	3.45	0.04	34.69	0.03	1.13	1.09	1.08
1600.00	3.41	3.46	0.05	30.85	0.01	1.15	1.10	1.09
1660.00	3.44	3.50	0.05	24.16	0.04	1.23	1.14	1.14
1680.00	3.46	3.52	0.06	22.73	0.04	1.25	1.15	1.16
1700.00	3.47	3.54	0.06	21.52	0.05	1.29	1.17	1.18
1800.00	3.57	3.64	0.07	17.23	0.12	1.44	1.28	1.30
1900.00	3.72	3.79	0.07	14.52	0.08	1.64	1.42	1.43
1950.00	3.81	3.88	0.07	13.48	0.15	1.74	1.48	1.50
2000.00	3.92	3.98	0.06	12.58	0.12	1.87	1.55	1.57

Demo Board MCL P/N: TB-37 Suggested PCB Layout (PL-053)




- NOTES: 1. TRACE WIDTH IS SHOWN FOR ROGERS R04350B WITH DIELECTRIC THICKNESS 0.020" ± 0.0015". COPPER: 1/2 OZ. EACH SIDE. FOR OTHER MATERIALS TRACE WIDTH MAY NEED TO BE MODIFIED.
2. BOTTOM SIDE OF THE PCB IS CONTINUOUS GROUND PLANE.

- DENOTES PCB COPPER LAYOUT WITH SMOBC (SOLDER MASK OVER BARE COPPER)
- DENOTES COPPER LAND PATTERN FREE OF SOLDER MASK



electrical schematic



ESD Rating

Human Body Model (HBM): Class 1A (250 v to <500 v) in accordance with ANSI/ESD STM 5.1 - 2001
Machine Model (MM): Class M1 (< 100 v) in accordance with ANSI/ESD STM 5.2 - 1999 (pass 50V)

Mini-Circuits®
ISO 9001 ISO 14001 AS 9100 CERTIFIED

IF/RF MICROWAVE COMPONENTS

For detailed performance specs & shopping online see web site

P.O. Box 350166, Brooklyn, New York 11235-0003 (718) 934-4500 Fax (718) 332-4661 The Design Engineers Search Engine Provides ACTUAL Data Instantly at minicircuits.com

Notes: 1. Performance and quality attributes and conditions not expressly stated in this specification sheet are intended to be excluded and do not form a part of this specification sheet. 2. Electrical specifications and performance data contained herein are based on Mini-Circuit's applicable established test performance criteria and measurement instructions. 3. The parts covered by this specification sheet are subject to Mini-Circuits standard limited warranty and terms and conditions (collectively, "Standard Terms"); Purchasers of this part are entitled to the rights and benefits contained therein. For a full statement of the Standard Terms and the exclusive rights and remedies thereunder, please visit Mini-Circuits' website at www.minicircuits.com/MCLStore/terms.jsp.

REV. OR
M108355
ED-12593/1
BP2G1+
RS/LC/CP/AM
090824