

Coaxial Matching Pad

50/75Ω

DC to 2000 MHz

BMP-5075R+



Maximum Ratings

Operating Temperature	-55°C to 100°C
Storage Temperature	-55°C to 100°C
RF Input Power	0.25W

Permanent damage may occur if any of these limits are exceeded.

Features

- excellent VSWR 1.15: typ.
- excellent flatness
- wideband coverage, DC to 2000 MHz

Applications

- impedance matching

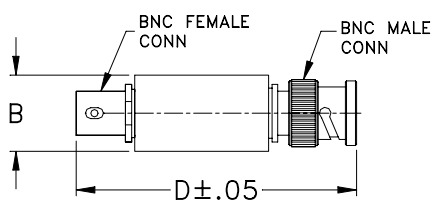
CASE STYLE: FF55

Connectors	Model	Price	Qty.
75Ω-F-BNC	BMP-5075R+	\$24.95 ea.	(1-9)
50Ω-M-BNC			

+ RoHS compliant in accordance with EU Directive (2002/95/EC)

The +Suffix has been added in order to identify RoHS Compliance. See our web site for RoHS Compliance methodologies and qualifications.

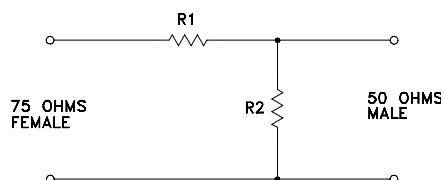
Outline Drawing



Outline Dimensions (inch/mm)

B	D	wt
.54	2.59	grams
13.72	65.79	40.0

Electrical Schematic

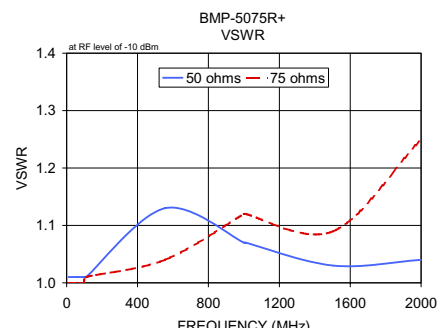
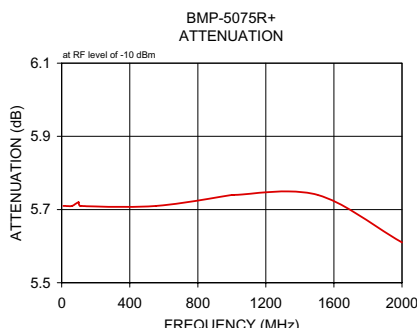


Electrical Specifications

FREQ. (MHz)	Flatness Max.	ATTENUATION (dB)			VSWR (:1) Max.			POWER (W)
		DC-100 MHz	100-1000 MHz	1000-2000 MHz	DC-100 MHz	100-1000 MHz	1000-2000 MHz	
$f_L - f_U$	Nom.							
DC-2000	5.7±0.1	0.2	0.3	0.4	1.06	1.22	1.4	0.25

Typical Performance Data

Frequency (MHz)	Attenuation (dB)	VSWR (:1)	
		50 Ω	75 Ω
10.00	5.71	1.01	1.00
20.00	5.71	1.01	1.00
60.00	5.71	1.01	1.00
100.00	5.72	1.01	1.00
110.00	5.71	1.01	1.01
555.00	5.71	1.13	1.04
1000.00	5.74	1.07	1.12
1010.00	5.74	1.07	1.12
1505.00	5.74	1.03	1.09
2000.00	5.61	1.04	1.25



Mini-Circuits®
ISO 9001 ISO 14001 AS 9100 CERTIFIED
The Design Engineers Search Engine
IF/RF MICROWAVE COMPONENTS

For detailed performance specs & shopping online see web site

P.O. Box 350166, Brooklyn, New York 11235-0003 (718) 934-4500 Fax (718) 332-4661 The Design Engineers Search Engine Provides ACTUAL Data Instantly at minicircuits.com

Notes: 1. Performance and quality attributes and conditions not expressly stated in this specification sheet are intended to be excluded and do not form a part of this specification sheet. 2. Electrical specifications and performance data contained herein are based on Mini-Circuit's applicable established test performance criteria and measurement instructions. 3. The parts covered by this specification sheet are subject to Mini-Circuits standard limited warranty and terms and conditions (collectively, "Standard Terms"); Purchasers of this part are entitled to the rights and benefits contained therein. For a full statement of the Standard Terms and the exclusive rights and remedies thereunder, please visit Mini-Circuits' website at www.minicircuits.com/MCLStore/terms.jsp.

REV. B
M108294
BMP-5075R+
DJ/CP/AM
070306