

# Coaxial Low Pass Filter

## BLP-800+

50Ω DC to 720 MHz

### Maximum Ratings

Operating Temperature	-55°C to 100°C
Storage Temperature	-55°C to 100°C
RF Power Input	0.5W max.

Permanent damage may occur if any of these limits are exceeded.

### Features

- rugged shielded case
- other standard and custom BLP models available with wide selection of fco

### Applications

- test equipment
- lab use
- video equipment



CASE STYLE: FF55

Connectors	Model	Price	Qty.
BNC	BLP-800+	\$32.95 ea.	(1-9)

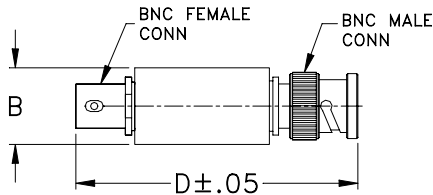
**+ RoHS compliant in accordance with EU Directive (2002/95/EC)**

The +Suffix has been added in order to identify RoHS Compliance. See our web site for RoHS Compliance methodologies and qualifications.

### Low Pass Filter Electrical Specifications

PASSBAND (MHz)	fco (MHz) Nom.	STOPBAND (MHz)		VSWR (:1)	
		(loss > 20 dB)	(loss > 40 dB)	Passband Typ.	Stopband Typ.
DC-720	800	1080-1400	1400-2000	1.7	18

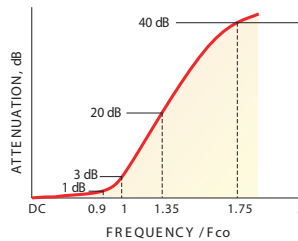
### Outline Drawing



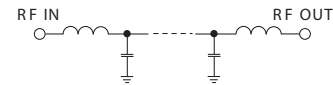
### Outline Dimensions (inch/mm)

B	D	wt
.54	2.59	grams
13.72	65.79	40.0

### typical frequency response

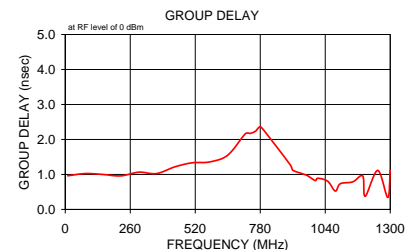
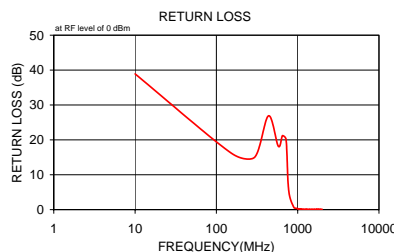
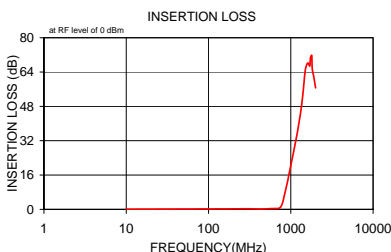


### electrical schematic



### Typical Performance Data

Frequency (MHz)	Insertion Loss (dB)		Return Loss (dB)	Frequency (MHz)	Group Delay (nsec)
	$\bar{x}$	$\sigma$			
10.00	0.04	0.1	38.9	10.0	0.96
152.50	0.20	0.1	16.2	80.0	1.03
295.00	0.26	0.1	15.0	152.5	1.00
437.50	0.18	0.1	26.9	222.5	0.96
577.50	0.32	0.1	18.2	295.0	1.07
650.00	0.35	0.1	21.2	365.0	1.03
720.00	0.48	0.1	20.1	437.5	1.22
760.00	1.36	0.2	8.0	507.5	1.33
800.00	3.45	0.3	3.7	577.5	1.36
900.00	11.91	0.5	0.6	650.0	1.55
950.00	16.24	0.5	0.4	720.0	2.16
1000.00	20.40	0.6	0.3	740.0	2.17
1010.00	21.22	0.6	0.2	760.0	2.23
1050.00	24.40	0.7	0.2	780.0	2.36
1080.00	26.70	0.7	0.2	800.0	2.21
1100.00	28.21	0.7	0.2	900.0	1.27
1190.00	34.98	1.0	0.1	910.0	1.12
1250.00	39.81	1.3	0.1	950.0	1.02
1290.00	43.03	1.5	0.1	970.0	0.96
1300.00	43.66	1.4	0.1	1000.0	0.83
1400.00	53.30	3.1	0.1	1010.0	0.89
1500.00	64.81	3.4	0.1	1050.0	0.80
1600.00	68.20	6.6	0.1	1080.0	0.53
1700.00	66.77	2.9	0.1	1100.0	0.73
1720.00	68.97	6.7	0.1	1150.0	0.79
1735.00	70.75	8.2	0.1	1190.0	0.96
1800.00	71.72	6.9	0.1	1200.0	0.38
1820.00	65.74	5.8	0.1	1250.0	1.12
1900.00	61.76	6.1	0.1	1290.0	0.35
2000.00	56.62	3.2	0.1	1300.0	1.12



**Mini-Circuits®**  
ISO 9001 ISO 14001 AS 9100 CERTIFIED

P.O. Box 350166, Brooklyn, New York 11235-0003 (718) 934-4500 Fax (718) 332-4661 The Design Engineers Search Engine Provides ACTUAL Data Instantly at [minicircuits.com](http://minicircuits.com)

IF/RF MICROWAVE COMPONENTS

For detailed performance specs & shopping online see web site

**Notes:** 1. Performance and quality attributes and conditions not expressly stated in this specification sheet are intended to be excluded and do not form a part of this specification sheet. 2. Electrical specifications and performance data contained herein are based on Mini-Circuit's applicable established test performance criteria and measurement instructions. 3. The parts covered by this specification sheet are subject to Mini-Circuits standard limited warranty and terms and conditions (collectively, "Standard Terms"); Purchasers of this part are entitled to the rights and benefits contained therein. For a full statement of the Standard Terms and the exclusive rights and remedies thereunder, please visit Mini-Circuits' website at [www.minicircuits.com/MCLStore/terms.jsp](http://www.minicircuits.com/MCLStore/terms.jsp).

REV. A  
M113397  
BLP-800+  
090818