

# Coaxial Low Pass Filter

## BLP-70+

50Ω DC to 60 MHz

### Maximum Ratings

Operating Temperature	-55°C to 100°C
Storage Temperature	-55°C to 100°C
RF Power Input	0.5W max.

Permanent damage may occur if any of these limits are exceeded.

### Features

- rugged shielded case
- other standard and custom BLP models available with wide selection of fco

### Applications

- test equipment
- lab use
- video equipment



CASE STYLE: FF55

Connectors	Model	Price	Qty.
BNC	BLP-70+	\$32.95 ea.	(1-9)

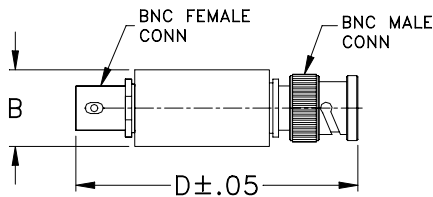
**+ RoHS compliant in accordance with EU Directive (2002/95/EC)**

The +Suffix has been added in order to identify RoHS Compliance. See our web site for RoHS Compliance methodologies and qualifications.

### Low Pass Filter Electrical Specifications

PASSBAND (MHz)	fco (MHz) Nom.	STOPBAND (MHz)		VSWR (:1)	
		(loss > 20 dB)	(loss > 40 dB)	Passband Typ.	Stopband Typ.
DC-60	67	90-117	117-300	1.7	18

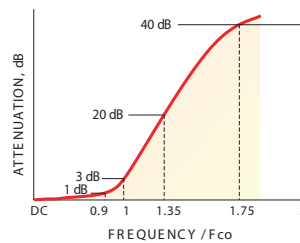
### Outline Drawing



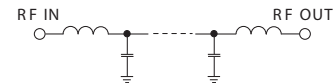
### Outline Dimensions (inch/mm)

B	D	wt
.54	2.59	grams
13.72	65.79	40.0

### typical frequency response

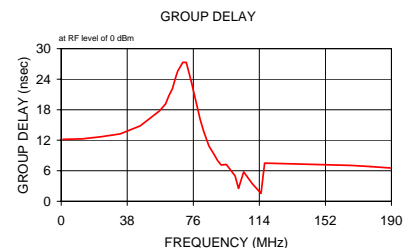
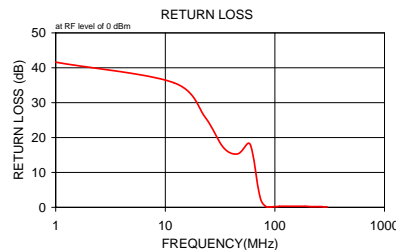


### electrical schematic



### Typical Performance Data

Frequency (MHz)	Insertion Loss (dB)		Return Loss (dB)	Frequency (MHz)	Group Delay (nsec)
	$\bar{x}$	$\sigma$			
1.00	0.02	0.1	41.6	1.00	12.18
12.00	0.09	0.1	35.7	12.00	12.27
23.00	0.14	0.1	25.9	23.00	12.70
34.00	0.30	0.1	17.1	34.00	13.24
45.50	0.38	0.1	15.3	45.50	14.84
56.50	0.48	0.1	18.3	56.50	17.75
60.00	0.57	0.1	17.8	60.00	19.13
64.00	0.81	0.1	13.9	62.00	20.78
67.00	1.27	0.2	9.8	64.00	22.11
70.00	2.40	0.5	5.9	66.00	24.56
75.00	6.44	0.7	1.9	67.00	25.58
82.00	14.32	0.6	0.3	70.00	27.33
85.00	17.61	0.6	0.1	72.00	27.29
88.00	20.73	0.5	0.1	75.00	23.25
90.00	22.72	0.5	0.1	80.00	16.05
92.00	24.63	0.4	0.1	82.00	13.76
100.00	31.63	0.3	0.2	85.00	10.85
105.00	35.63	0.3	0.2	88.00	9.20
110.00	39.22	0.3	0.3	90.00	8.00
115.00	42.79	0.3	0.3	92.00	7.14
117.00	44.09	0.3	0.3	95.00	7.25
167.00	71.03	2.8	0.3	100.00	4.98
189.50	71.25	4.9	0.3	102.00	2.55
211.50	78.21	8.2	0.2	105.00	5.78
233.50	79.29	6.9	0.2	110.00	3.41
255.50	79.68	7.6	0.2	115.00	1.56
267.00	78.34	9.9	0.2	117.00	7.50
278.00	76.60	3.1	0.1	167.00	7.04
289.00	75.01	2.8	0.1	178.00	6.83
300.00	74.09	4.1	0.1	189.50	6.54



For detailed performance specs & shopping online see web site

P.O. Box 350166, Brooklyn, New York 11235-0003 (718) 934-4500 Fax (718) 332-4661 The Design Engineers Search Engine Provides ACTUAL Data Instantly at [minicircuits.com](http://minicircuits.com)

IF/RF MICROWAVE COMPONENTS

Notes: 1. Performance and quality attributes and conditions not expressly stated in this specification sheet are intended to be excluded and do not form a part of this specification sheet. 2. Electrical specifications and performance data contained herein are based on Mini-Circuit's applicable established test performance criteria and measurement instructions. 3. The parts covered by this specification sheet are subject to Mini-Circuits standard limited warranty and terms and conditions (collectively, "Standard Terms"); Purchasers of this part are entitled to the rights and benefits contained therein. For a full statement of the Standard Terms and the exclusive rights and remedies thereunder, please visit Mini-Circuits' website at [www.minicircuits.com/MCLStore/terms.jsp](http://www.minicircuits.com/MCLStore/terms.jsp).

REV. B  
M120055  
BLP-70+  
090818