

# Coaxial Low Pass Filter

## BLP-7-75+

75Ω DC to 11 MHz

### Maximum Ratings

Operating Temperature	-55°C to 100°C
Storage Temperature	-55°C to 100°C
RF Power Input	0.5W max.

### Features

- rugged shielded case
- other standard and custom BLP models available with wide selection of fco

### Applications

- test equipment
- lab use
- video equipment



CASE STYLE: FF55

Connectors	Model	Price	Qty.
BNC	BLP-7-75+	\$33.95 ea.	(1-9)

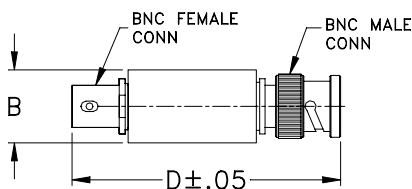
**+ RoHS compliant in accordance with EU Directive (2002/95/EC)**

The +Suffix has been added in order to identify RoHS Compliance. See our web site for RoHS Compliance methodologies and qualifications.

### Low Pass Filter Electrical Specifications

PASSBAND (MHz)	fco (MHz) Nom.	STOPBAND (MHz)		VSWR (:1)	
		(loss > 20 dB)	(loss > 40 dB)	Passband Typ.	Stopband Typ.
DC-7	8	11-15	15-200	1.7	18

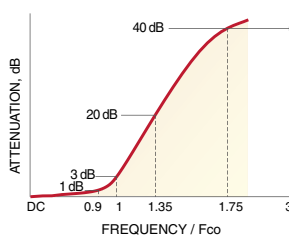
### Outline Drawing



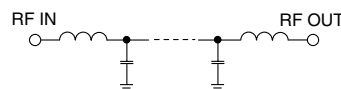
### Outline Dimensions (inch/mm)

B	D	wt
.54	2.59	grams
13.72	65.79	40.0

### typical frequency response

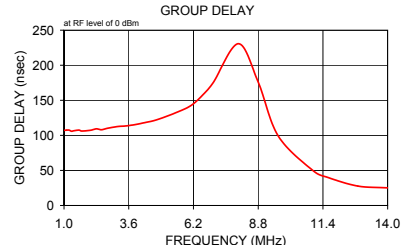
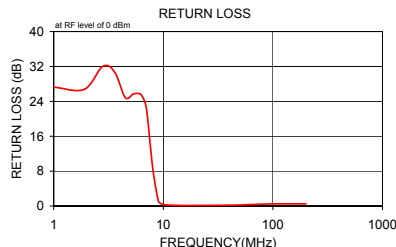


### electrical schematic



### Typical Performance Data

Frequency (MHz)	Insertion Loss (dB)		Return Loss (dB)	Frequency (MHz)	Group Delay (nsec)
	$\bar{x}$	$\sigma$			
1.00	0.06	0.01	27.26	1.00	107.24
1.90	0.09	0.02	26.75	1.10	107.38
2.80	0.11	0.01	32.01	1.20	107.50
3.60	0.16	0.03	30.71	1.30	105.85
4.50	0.22	0.05	24.86	1.40	106.62
5.40	0.26	0.04	25.76	1.60	107.46
6.30	0.32	0.04	25.44	1.70	106.19
7.00	0.46	0.07	22.50	1.90	106.59
8.00	2.33	0.89	8.77	2.10	107.52
9.00	10.19	1.45	1.18	2.30	109.35
9.40	14.08	1.33	0.63	2.50	108.05
9.80	17.83	1.18	0.40	2.70	109.75
10.20	21.33	1.06	0.30	2.90	111.16
10.60	24.60	0.97	0.24	3.20	112.80
11.00	27.65	0.91	0.21	3.50	113.53
12.00	34.53	0.87	0.17	3.90	115.60
12.60	38.24	0.89	0.15	4.20	117.83
13.20	41.68	0.91	0.14	4.60	120.94
13.80	44.93	0.87	0.13	5.00	125.58
14.40	48.03	0.85	0.12	5.50	132.47
15.00	51.02	0.86	0.11	6.10	142.49
16.00	55.73	1.23	0.11	6.60	158.58
39.00	74.24	0.82	0.18	7.00	175.53
62.00	74.55	1.78	0.32	8.00	230.76
85.00	74.27	1.16	0.46	8.80	175.89
108.00	73.91	0.74	0.51	9.60	99.26
131.00	74.48	0.58	0.51	11.00	49.80
154.00	74.76	2.43	0.51	11.60	39.93
177.00	72.74	1.60	0.50	12.80	27.72
200.00	73.75	2.71	0.51	14.00	25.14



**Mini-Circuits®**  
ISO 9001 ISO 14001 CERTIFIED

ALL NEW  
**minicircuits.com**

P.O. Box 350166, Brooklyn, New York 11235-0003 (718) 934-4500 Fax (718) 332-4661 For detailed performance specs & shopping online see Mini-Circuits web site



The Design Engineers Search Engine Provides ACTUAL Data Instantly From MINI-CIRCUITS At: [www.minicircuits.com](http://www.minicircuits.com)

RF/IF MICROWAVE COMPONENTS

REV. B  
M113397  
BLP-7-75+  
080623