

Coaxial Low Pass Filter

BLP-600-75+ BLP-600-75

75Ω DC to 580 MHz

Maximum Ratings

Operating Temperature	-55°C to 100°C
Storage Temperature	-55°C to 100°C
RF Power Input	0.5W max.

Permanent damage may occur if any of these limits are exceeded.

Features

- rugged shielded case
- other standard and custom BLP models available with wide selection of fco

Applications

- test equipment
- lab use
- video equipment



CASE STYLE: FF55

Connectors	Model	Price	Qty.
BNC	BLP-600-75(+)	\$33.95 ea.	(1-9)

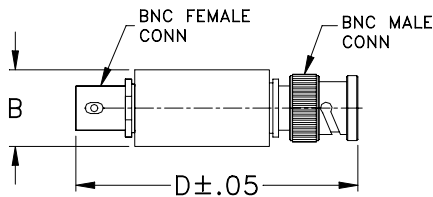
+ RoHS compliant in accordance with EU Directive (2002/95/EC)

The +Suffix identifies RoHS Compliance. See our web site for RoHS Compliance methodologies and qualifications.

Low Pass Filter Electrical Specifications

PASSBAND (MHz)	fco (MHz) Nom.	STOPBAND (MHz)		VSWR (:1)	
		(loss > 20 dB)	(loss > 40 dB)	Passband Typ.	Stopband Typ.
DC-580	640	840-1120	1120-2000	1.7	18

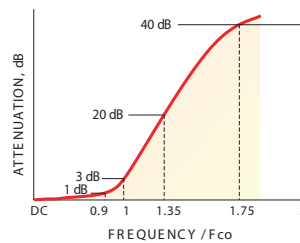
Outline Drawing



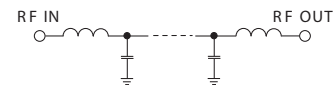
Outline Dimensions (inch/mm)

B	D	wt
.54	2.59	grams
13.72	65.79	40.0

typical frequency response

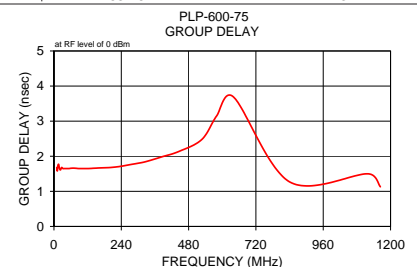
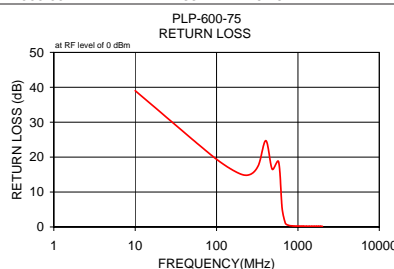
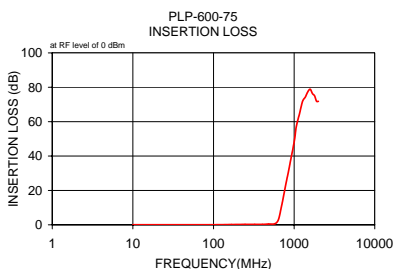


electrical schematic



Typical Performance Data

Frequency (MHz)	Insertion Loss (dB)		Return Loss (dB)	Frequency (MHz)	Group Delay (nsec)
	\bar{x}	σ			
10.00	0.03	0.01	39.03	10.00	1.68
88.80	0.06	0.02	20.33	11.91	1.58
167.50	0.17	0.03	15.95	14.07	1.73
246.30	0.23	0.02	14.87	16.62	1.77
325.00	0.24	0.02	17.52	19.64	1.66
403.80	0.23	0.04	24.71	23.20	1.61
482.50	0.45	0.10	16.54	27.40	1.68
580.00	0.67	0.11	18.62	32.00	1.65
640.00	3.15	1.32	5.36	38.24	1.65
700.00	11.10	2.40	1.10	45.17	1.65
728.00	15.12	2.59	0.69	53.36	1.65
756.00	19.01	2.76	0.52	63.04	1.66
784.00	22.88	2.93	0.40	74.46	1.66
812.00	26.53	3.06	0.34	87.96	1.65
840.00	29.84	3.26	0.32	103.91	1.65
868.00	33.13	3.50	0.28	122.75	1.65
918.40	39.24	4.03	0.25	145.00	1.66
968.80	44.53	4.60	0.23	171.29	1.67
1019.20	50.42	5.97	0.22	202.35	1.68
1059.60	56.66	9.07	0.22	235.74	1.71
1120.00	61.58	9.70	0.22	278.48	1.77
1170.00	64.81	7.30	0.22	324.43	1.84
1273.80	71.86	7.17	0.21	383.24	1.98
1377.50	74.32	4.38	0.21	446.48	2.14
1481.30	77.46	5.00	0.21	527.43	2.48
1585.00	78.86	4.18	0.21	580.00	3.15
1688.80	76.30	5.08	0.21	640.00	3.69
1792.50	75.09	5.40	0.20	840.00	1.27
1896.30	71.89	4.47	0.20	1120.00	1.50
2000.00	71.83	6.46	0.19	1163.76	1.13



Mini-Circuits®
ISO 9001 ISO 14001 AS 9100 CERTIFIED

P.O. Box 350166, Brooklyn, New York 11235-0003 (718) 934-4500 Fax (718) 332-4661 The Design Engineers Search Engine Provides ACTUAL Data Instantly at minicircuits.com

IF/RF MICROWAVE COMPONENTS

For detailed performance specs & shopping online see web site

Notes: 1. Performance and quality attributes and conditions not expressly stated in this specification sheet are intended to be excluded and do not form a part of this specification sheet. 2. Electrical specifications and performance data contained herein are based on Mini-Circuit's applicable established test performance criteria and measurement instructions. 3. The parts covered by this specification sheet are subject to Mini-Circuits standard limited warranty and terms and conditions (collectively, "Standard Terms"); Purchasers of this part are entitled to the rights and benefits contained therein. For a full statement of the Standard Terms and the exclusive rights and remedies thereunder, please visit Mini-Circuits' website at www.minicircuits.com/MCLStore/terms.jsp.

REV. A
M98898
BLP-600-75
090818