

Coaxial Low Pass Filter

BLP-550+

50Ω DC to 520 MHz

Maximum Ratings

Operating Temperature	-55°C to 100°C
Storage Temperature	-55°C to 100°C
RF Power Input	0.5W max.

Permanent damage may occur if any of these limits are exceeded.

Features

- rugged shielded case
- other standard and custom BLP models available with wide selection of fco

Applications

- test equipment
- lab use
- video equipment



CASE STYLE: FF55

Connectors	Model	Price	Qty.
BNC	BLP-550+	\$32.95 ea.	(1-9)

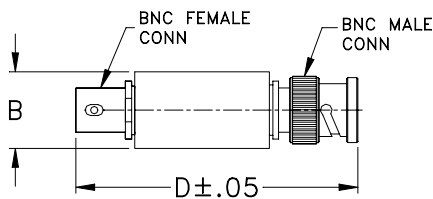
+ RoHS compliant in accordance with EU Directive (2002/95/EC)

The +Suffix has been added in order to identify RoHS Compliance. See our web site for RoHS Compliance methodologies and qualifications.

Low Pass Filter Electrical Specifications

PASSBAND (MHz)	fco (MHz) Nom.	STOPBAND (MHz)		VSWR (:1)	
		(loss > 20 dB)	(loss > 40 dB)	Passband Typ.	Stopband Typ.
DC-520	570	750-920	920-2000	1.7	18

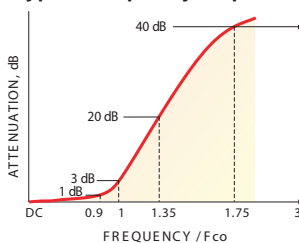
Outline Drawing



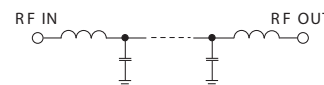
Outline Dimensions (inch/mm)

B	D	wt
.54	2.59	grams
13.72	65.79	40.0

typical frequency response

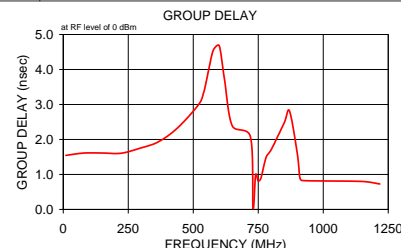
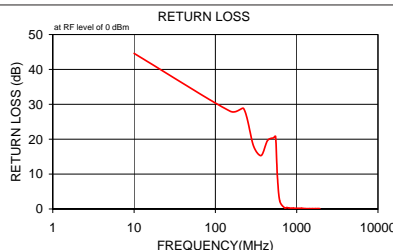


electrical schematic



Typical Performance Data

Frequency (MHz)	Insertion Loss (dB)		Return Loss (dB)	Frequency (MHz)	Group Delay (nsec)
	\bar{x}	σ			
10.00	0.02	0.1	44.6	10.00	1.55
152.50	0.10	0.1	28.0	80.00	1.61
222.50	0.15	0.1	28.8	152.50	1.61
295.00	0.27	0.1	18.0	222.50	1.61
365.00	0.38	0.1	15.3	295.00	1.75
437.50	0.36	0.1	19.6	365.00	1.93
520.00	0.57	0.1	20.4	437.50	2.32
550.00	0.75	0.1	20.8	520.00	2.99
570.00	1.17	0.3	12.7	540.00	3.34
580.00	1.68	0.4	9.2	550.00	3.66
620.00	7.07	1.1	2.3	570.00	4.37
720.00	26.51	1.6	0.2	580.00	4.59
730.00	28.52	1.6	0.3	600.00	4.68
740.00	29.95	1.6	0.3	620.00	3.72
750.00	31.57	1.6	0.4	650.00	2.39
760.00	33.24	1.7	0.4	720.00	2.08
800.00	39.85	1.9	0.3	730.00	0.04
870.00	50.78	2.4	0.2	740.00	0.99
900.00	55.60	2.9	0.2	750.00	0.81
910.00	58.10	4.7	0.2	760.00	0.89
920.00	59.19	4.2	0.2	780.00	1.49
1147.50	68.70	3.0	0.2	800.00	1.71
1290.00	68.19	3.5	0.1	850.00	2.48
1432.50	69.02	4.4	0.1	870.00	2.81
1572.50	75.22	5.7	0.1	900.00	1.61
1715.00	73.18	5.2	0.1	910.00	0.91
1787.50	71.84	3.4	0.1	920.00	0.83
1857.50	71.44	3.7	0.1	1147.50	0.80
1930.00	71.78	6.9	0.1	1217.50	0.73
2000.00	68.82	2.1	0.1	1290.00	0.65



Mini-Circuits®
ISO 9001 ISO 14001 AS 9100 CERTIFIED

P.O. Box 350166, Brooklyn, New York 11235-0003 (718) 934-4500 Fax (718) 332-4661 The Design Engineers Search Engine Provides ACTUAL Data Instantly at minicircuits.com

IF/RF MICROWAVE COMPONENTS

For detailed performance specs & shopping online see web site

Notes: 1. Performance and quality attributes and conditions not expressly stated in this specification sheet are intended to be excluded and do not form a part of this specification sheet. 2. Electrical specifications and performance data contained herein are based on Mini-Circuit's applicable established test performance criteria and measurement instructions. 3. The parts covered by this specification sheet are subject to Mini-Circuit's standard limited warranty and terms and conditions (collectively, "Standard Terms"); Purchasers of this part are entitled to the rights and benefits contained therein. For a full statement of the Standard Terms and the exclusive rights and remedies thereunder, please visit Mini-Circuit's website at www.minicircuits.com/MCLStore/terms.jsp.

REV. A
M121747
BLP-550+
090818