

Coaxial High Pass Filter

50Ω 910 to 3000 MHz

BHP-900+
BHP-900



CASE STYLE: FF55

Connectors	Model	Price	Qty.
BNC	BHP-900(+)	\$36.95 ea.	(1-9)

+ RoHS compliant in accordance with EU Directive (2002/95/EC)

The +Suffix identifies RoHS Compliance. See our web site for RoHS Compliance methodologies and qualifications.

Maximum Ratings

Operating Temperature	-55°C to 100°C
Storage Temperature	-55°C to 100°C
RF Power Input	0.5W max.

Permanent damage may occur if any of these limits are exceeded.

Features

- rugged shielded case
- other standard and custom BHP models available with wide selection of fco

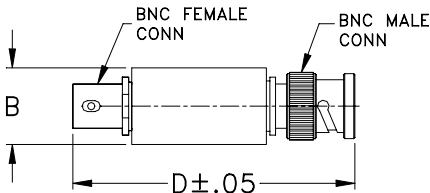
Applications

- lab use
- transmitters/receivers
- radio communications

High Pass Filter Electrical Specifications

STOPBAND (MHz)	fco (MHz) Nom.	PASSBAND (MHz)	VSWR (:1)
(loss > 40 dB)	(loss 3 dB)	(loss < 1 dB)	Stopband Typ. Passband Typ.
DC-520	820	910-3000	17 1.8

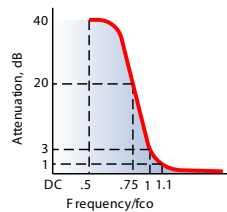
Outline Drawing



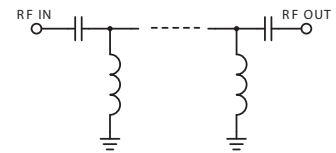
Outline Dimensions (inch/mm)

B	D	wt
.54	2.59	grams
13.72	65.79	40.0

typical frequency response

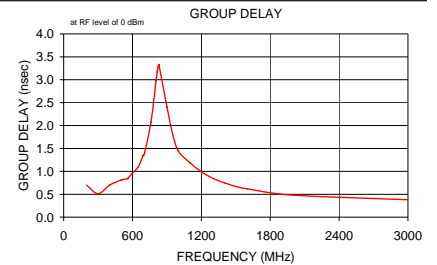
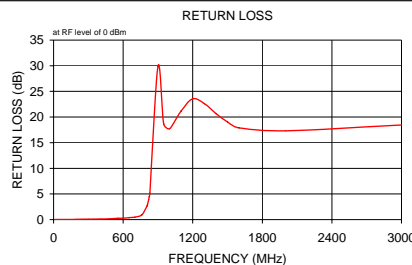
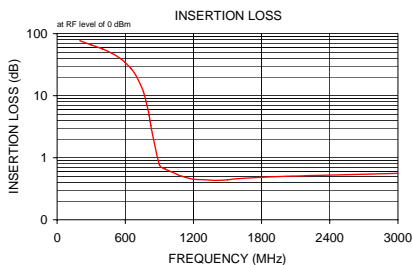


electrical schematic



Typical Performance Data

Frequency (MHz)	Insertion Loss (dB)		Return Loss (dB)	Frequency (MHz)	Group Delay (nsec)
	\bar{x}	σ			
10.00	72.21	5.66	0.04	200.00	0.70
100.00	89.68	6.07	0.04	300.00	0.51
200.00	76.93	0.41	0.06	400.00	0.70
300.00	65.78	0.70	0.08	500.00	0.81
400.00	56.60	0.75	0.12	555.00	0.84
500.00	46.37	0.63	0.18	560.00	0.85
555.00	39.93	0.58	0.25	600.00	0.96
560.00	39.31	0.58	0.25	650.00	1.10
600.00	34.17	0.57	0.27	690.00	1.33
650.00	27.47	0.60	0.37	695.00	1.36
690.00	21.80	0.63	0.44	700.00	1.36
700.00	20.35	0.64	0.48	705.00	1.41
760.00	11.49	0.69	0.92	760.00	2.07
805.00	5.35	0.58	2.60	805.00	2.98
810.00	4.78	0.55	2.97	810.00	3.08
815.00	4.25	0.52	3.41	815.00	3.17
820.00	3.76	0.49	3.91	820.00	3.24
825.00	3.31	0.45	4.49	825.00	3.30
830.00	2.90	0.41	5.14	830.00	3.33
900.00	0.77	0.03	29.93	900.00	2.40
950.00	0.66	0.04	18.67	950.00	1.81
1000.00	0.60	0.04	17.72	1000.00	1.44
1100.00	0.50	0.02	21.19	1100.00	1.19
1200.00	0.45	0.01	23.54	1200.00	0.99
1300.00	0.44	0.01	22.60	1300.00	0.85
1400.00	0.43	0.02	20.69	1400.00	0.75
1500.00	0.44	0.02	19.04	1500.00	0.67
1600.00	0.46	0.02	17.89	1600.00	0.62
2000.00	0.50	0.02	17.31	2000.00	0.48
3000.00	0.56	0.01	18.45	3000.00	0.38



Mini-Circuits®
ISO 9001 ISO 14001 AS 9100 CERTIFIED

For detailed performance specs & shopping online see web site

P.O. Box 350166, Brooklyn, New York 11235-0003 (718) 934-4500 Fax (718) 332-4661 The Design Engineers Search Engine Provides ACTUAL Data Instantly at minicircuits.com

IF/RF MICROWAVE COMPONENTS

Notes: 1. Performance and quality attributes and conditions not expressly stated in this specification sheet are intended to be excluded and do not form a part of this specification sheet. 2. Electrical specifications and performance data contained herein are based on Mini-Circuit's applicable established test performance criteria and measurement instructions. 3. The parts covered by this specification sheet are subject to Mini-Circuits' standard limited warranty and terms and conditions (collectively, "Standard Terms"); Purchasers of this part are entitled to the rights and benefits contained therein. For a full statement of the Standard Terms and the exclusive rights and remedies thereunder, please visit Mini-Circuits' website at www.minicircuits.com/MCLStore/terms.jsp.

REV. B
M108326
BHP-900
090818