



Coaxial Cable

141 Model Series

50Ω DC to 18 GHz



CASE STYLE: KQ1506-XX

XX= cable length in inches

The Big Deal

- Hand Formable
- Tight Bend Radius
- Excellent Return Loss and Insertion Loss

Product Overview

The 141 Series Hand-Flex Coaxial Cables are ideal for interconnection of coaxial components or sub-systems. The construction includes a silver-plated copper-clad steel center conductor which maintains the shape after bending. The outer shield is copper braid, tin soaked, which minimizes signal leakage and at the same time flexible for easy bend. Dielectric is low loss PTFE. Connectors have passivated stainless-steel coupling nut over a gold plated connector body and Silver Plated Copper Steel center conductor.

Key Features

Feature	Advantages
Hand-Formable RF Cables	The 141 Series Hand-Flex cables are hand formable making them ideal for use integrating coaxial components and sub-assemblies without the need for special cable-bending tools and alleviating the risk of damage during the bending process typical of semi-rigid coaxial cable assemblies.
Tight Bend Radius	Capable of only 8mm bend radius, the 141 Hand Flex series is able to make connections in tight spaces making these cables ideal for dense system integration
Excellent Return loss	Supporting typical return loss of 19 dB to 6 GHz and 21 dB to 18 GHz, the 141 Series Hand-Flex Cables are ideally suited for interconnecting a wide variety of RF components while minimizing VSWR ripple contribution due to mating cables & connectors.
Good Power Handling Capability: <ul style="list-style-type: none"> • 546W at 0.5 GHz • 90W at 18 GHz 	Mini-Circuits 141 Cable series can support medium to high RF power levels enabling these cables to be used in the transmit path. NOTE: power rating is at sea-level altitudes.
Built in Anti-torque nut	Mini-Circuits 141 Series Hand Flex cables include an anti-torque feature to support the connector body during installation alleviating risk of stress to the connector/cable interface.
Jacketed and Unjacketed options	Standard 141 Series cables include a blue FEP insulator jacket reducing the risk of accidental shorting of DC power lines or active pins during installation and operation. Un-jacketed versions are available upon request.

Notes

- A. Performance and quality attributes and conditions not expressly stated in this specification document are intended to be excluded and do not form a part of this specification document.
B. Electrical specifications and performance data contained in this specification document are based on Mini-Circuit's applicable established test performance criteria and measurement instructions.
C. The parts covered by this specification document are subject to Mini-Circuits standard limited warranty and terms and conditions (collectively, "Standard Terms"); Purchasers of this part are entitled to the rights and benefits contained therein. For a full statement of the Standard Terms and the exclusive rights and remedies thereunder, please visit Mini-Circuits' website at www.minicircuits.com/MCLStore/terms.jsp



HAND FLEX™ Coaxial Cable

50Ω 17 inch DC to 18 GHz

141-17SM+



CASE STYLE: KQ1506-17

Connectors	Model	Price	Qty.
SMA-Male	141-17SM+	\$10.95 ea.	(1-9)

+RoHS Compliant

The +Suffix identifies RoHS Compliance. See our web site for RoHS Compliance methodologies and qualifications

Maximum Ratings

Operating Temperature	-55°C to 105°C	
Storage Temperature	-55°C to 105°C	
Power Handling at 25°C, Sea Level	546W at 0.5 GHz	
	387W at 1 GHz	
	273W at 2 GHz	
	156W at 6 GHz	
	121W at 10 GHz	
	90W at 18 GHz	

Permanent damage may occur if any of these limits are exceeded.

Features

- Wideband frequency coverage, DC to 18 GHz
- Low Loss, 1.3 dB at 18 GHz
- Excellent Return Loss, 28 dB at 18 GHz
- Hand formable to almost any custom shape without special bending tools
- 8mm bend radius for tight installations
- Anti-torque nut prevents cable stress during installation
- Insulated outer jacket standard
- Connector interface, meets MIL-STD-348

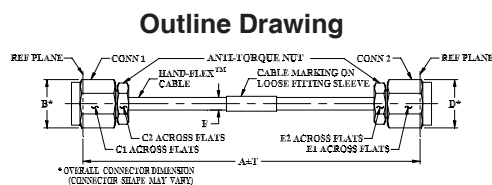
Applications

- Replacement for custom bent 0.141" semi-rigid cables
- Communication receivers and transmitters
- Military and aerospace system
- Environmental and test chambers

Electrical Specifications at 25°C

Parameter	Condition (GHz)	Min.	Typ.	Max.	Unit
Frequency Range		DC		18	GHz
Length ¹			17		inches
Insertion Loss	DC - 2	—	0.25	0.39	dB
	2 - 6	—	0.43	0.72	
	6 - 10	—	0.71	0.98	
Return Loss	10 - 18	—	0.96	1.39	dB
	DC - 2	23	42	—	
	2 - 6	23	42	—	
	6 - 10	17	34	—	
	10 - 18	17	30	—	

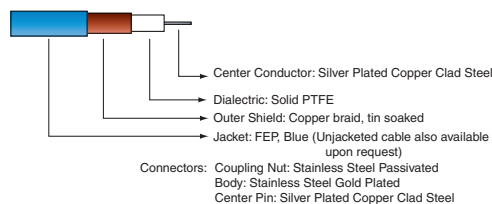
1. Custom sizes available, consult factory.



Outline Dimensions (inch/mm)

A	B	C1	C2	D
17.0	.36	.313	.250	.36
431.80	9.14	7.95	6.35	9.14
E1	E2	F	T	wt
.313	.250	.163	.15	grams
7.95	6.35	4.14	3.81	24.03

Cable Construction

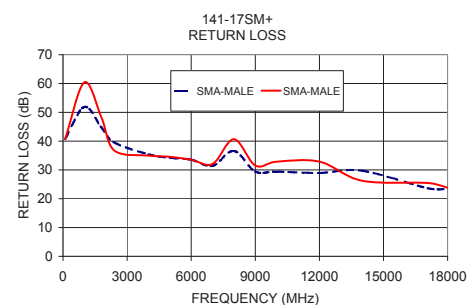
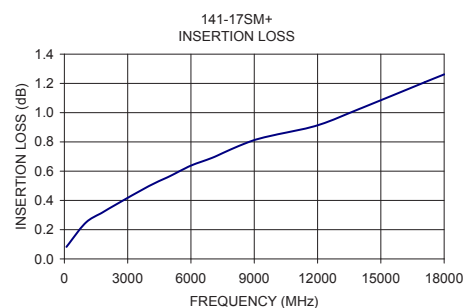


Typical Bending Capability



Typical Performance Data

Frequency (MHz)	Insertion Loss (dB)	Return Loss (dB)	
		SMA-MALE	SMA-MALE
100	0.08	40.8	40.8
1000	0.25	51.9	60.4
1800	0.32	44.7	48.2
2404	0.37	39.5	36.7
4001	0.50	35.4	35.0
5000	0.57	34.2	34.5
6000	0.64	33.5	33.5
7001	0.69	31.4	32.1
8001	0.76	36.6	40.7
9000	0.81	29.4	31.5
10000	0.85	29.4	32.9
12001	0.91	29.0	32.9
14001	1.03	29.7	26.2
17069	1.21	23.6	25.5
18000	1.26	23.4	23.8



Notes

- Performance and quality attributes and conditions not expressly stated in this specification document are intended to be excluded and do not form a part of this specification document.
- Electrical specifications and performance data contained in this specification document are based on Mini-Circuits' applicable established test performance criteria and measurement instructions.
- The parts covered by this specification document are subject to Mini-Circuits' standard limited warranty and terms and conditions (collectively, "Standard Terms"); Purchasers of this part are entitled to the rights and benefits contained therein. For a full statement of the Standard Terms and the exclusive rights and remedies thereunder, please visit Mini-Circuits' website at www.minicircuits.com/WCLStore/terms.jsp



www.minicircuits.com P.O. Box 35166, Brooklyn, NY 11235-0003 (718) 934-4500 sales@minicircuits.com

Rev. OR
M141699
141-17SM+
RS/SS/CP
130528
Page 2 of 2